

MD OF GREENVIEW ANNUAL REPORT 2019







TABLE OF CONTENTS

Welcome to the MD of Greenview.....	4
Vision & Mission Statement & Stile.....	5
Message from CAO	6
Message from Reeve and Council	7
Council.....	8
Greenview Gives Back	10
Greenview Grants, Sponsorships & Donations	11

DEPARTMENT OVERVIEWS

Agricultural Services	12
Economic Development.....	14
Environmental Services.....	16
Greenview FCSS.....	18
Protective Services.....	20
I & P - Construction & Engineering.....	22
I & P - Operations	24
I & P - Planning & Development.....	26
Recreation Services- Grande Cache.....	28
Outdoor Recreation	30
Greenview Regional Multiplex.....	32
2019 Financial Statement Summary	34
2019 Audited Financial Report	39
Greenview At A Glance	67

WELCOME

TO THE MD OF GREENVIEW

WHERE WE ARE LOCATED

Located in Alberta's northwest, Greenview is a vast and diverse area of fertile farmland, winding rivers, mixed wood forests, and spectacular peaks of the Rockies.

The Municipal District of Greenview covers 32,915 square kilometres.

Two towns (Fox Creek and Valleyview), and six hamlets (DeBolt, Grande Cache, Grovedale, Landry Heights, Little Smoky, and Ridgevalley) lie within its boundaries.

With our diverse resource-rich portfolio matched with an entrepreneurial spirit, Greenview is a key driver of the Canadian economy and is attracting attention in the global marketplace. Along with a highly skilled workforce and a business-friendly environment, Greenview has set itself apart as one of the most productive regions in Canada.



mdgreenview.ab.ca



OUR VISION STATEMENT

The Municipal District of Greenview exemplifies sustainable, healthy and safe communities that enhance the quality of life.

OUR MISSION STATEMENT

Providing strong, transparent leadership and quality services that are responsive to our communities' needs.

OUR VALUES



Safety
Teamwork
Integrity
Leadership
Excellence
in Service

These values are the guiding principles that help determine how Greenview will be administered – internally and externally.

SAFETY

We provide a safe and respectful work environment for all staff, volunteers and citizens.

TEAMWORK

We believe in the strength of shared expertise and effort.

INTEGRITY

We do what we say we will do.

LEADERSHIP

We model the attitudes and behaviours we expect in others.

EXCELLENCE IN SERVICE

We are proud of the services and amenities we are able to deliver to those who need them.

WELCOME MESSAGES

CHIEF ADMINISTRATION OFFICER (CAO)



Denise Thompson
CAO

Welcome to the MD of Greenview. Greenview is an established, significant lead municipality in the region. It is important that we continue to provide support and confidence within our municipality and beyond. The truest form of success for Greenview will not be measured by wealth but by generosity cultivated with sincerity and purpose. On the innate premise that “anything is bigger and better if it is shared”, Greenview is committed to sharing in the responsibilities of our region to make life better for everyone.

~ Denise Thompson, CAO

With the incorporation of the former Town of Grande Cache and its citizens into Greenview on January 1, 2019, the year started with many changes for Greenview. The first being a temporary change in the composition of our municipal council, with the addition of two of the former town’s council members added to the Greenview Council.

Council’s role is to set direction, assign priorities and provide resources to carry out priorities. Council is responsible for the appropriate use of Greenview’s resources and as such is accountable to the electors of the municipality. Council’s principles are threaded together by honesty, integrity, transparency and fairness. Strong policies, sound fiscal management, and clear

directives to administration compliment the goals and objectives to collectively form a strong municipal team.

Administration’s role is to carry out Council’s Strategic Plan and determine the most effective and efficient deployment of the resources allocated through the budgeting process. These roles are mutually exclusive and legitimized through Alberta’s Municipal Government Act.

The decisions and actions of today profoundly influence the sustainability and productivity of tomorrow. How we administer the business of Greenview for our ratepayers, residents and communities is impactful to the quality of life and livelihoods of those living and working in Greenview and throughout the region.



REEVE AND COUNCIL

On behalf of Council and Staff, I am pleased to present the 2019 Annual Report for Greenview. This report highlights key initiatives and accomplishments of 2019. Greenview is a big beautiful piece of Alberta at approximately 32,915 square kilometres. Our municipality's sheer size presents unique challenges in communications, our ability to do maintenance or build new infrastructure. The past few years in the Municipal District

of Greenview have been very eventful, from the volatility in energy prices, weather-related challenges facing farmers, and, most recently, the incorporation of the former Town of Grande Cache into Greenview. Despite these challenges, Greenview Council and Administration will continue to rise to the occasion and work hard to provide efficient services to ratepayers and stakeholders. ~ Dale Smith, Reeve



Winston Delorme
Ward 1, Grande Cache
Co-ops & Enterprises



Dale Gervais
Ward 2, Little Smoky



Leslie Urness
Ward 3, Valleyview



Shawn Acton
Ward 4, Sunset House &
Sweathouse



Reeve Dale Smith
Ward 5, New Fish Creek



Tom Burton
Ward 6, DeBolt



Roxie Rutt
Ward 7, Crooked Creek
& Sturgeon Heights



Bill Smith
Ward 8, Grovedale



Duane Didow
Division 9, Hamlet of
Grande Cache



Tyler Olsen
Division 9, Hamlet of
Grande Cache



COUNCIL

KEY INITIATIVES



The Town of Grande Cache officially became the Hamlet of Grande Cache within Greenview on January 1, 2019. Greenview Council and Administration worked on a smooth transition of services over the year.

OVERVIEW

2019 By-law Highlights:

- Intermunicipal Collaborative Framework with the County of Grande Prairie
- Intermunicipal Collaborative Framework with MD of Smoky River
- Intermunicipal Collaborative Framework with Woodlands County
- Intermunicipal Collaborative Framework with Big Lakes County
- Intermunicipal Development Plan with MD of Smoky River
- Intermunicipal Development Plan with Big Lakes County
- MD of Greenview Library Board established by-laws to serve Libraries in Greenview, currently in DeBolt and Grande Cache
- Procedural By-law passed
- Tri-Municipal Industrial Partnership Area Structure Plan By-law passed

HIGHLIGHTS



2019 Agreement Highlights:

- Valleyview Cemetery Agreement renewed to provide funding support
- Valleyview Library Agreement renewed to provide funding support
- Valleyview Memorial Hall agreement renewed to provide funding support
- Joint FCSS Agreement with the Town of Valleyview
- 2019 Hamlet of Grande Cache Census
- Philip J. Currie Dinosaur Museum agreement to provide ongoing support and predictable funding

FACTS & STATS

20
bylaws
passed
in 2019

246
staff attended
ALL
STAFF DAY

33
policies
reviewed &
approved
in 2019

APPROXIMATELY

1650

residents

attended 2019 Ratepayer's BBQ
held in DeBolt, Grovedale, Grande Cache & Valleyview

\$36,240.00

raised during the
2nd Annual Greenview Charity Clay Shoot
donated to Food Banks in Greenview



GREENVIEW COUNCIL GIVES BACK

Greenview is an established and significant lead municipality in the region. It is important that we continue to provide support within our municipality. In 2019, Greenview provided a total of \$10,879,441.86 in grants, sponsorships and donations.



DONATED TECHNOLOGY EQUIPMENT

In July, the MD of Greenview put out a call to Non-Profit organizations who were in need of computers and electronics. Since that deadline, we have distributed equipment to various organizations throughout the MD and surrounding areas. The donated equipment consisted of one printer, eight laptops, and three PC's. These items were donated to the following non-profit Organizations:

- Lila's Angels Travel Foundation in Little Smoky, AB
- Interfaith Community Food Bank in Valleyview, AB
- 1st Grovedale Spark, Brownie and Guides Units in Grovedale (pictured to right)
- Pioneer Thresherman's Association in High Prairie, AB
- EMS Cadets in Grande Prairie, AB
- St. Anne's Anglican Church in Valleyview, AB
- Red Willow Player's Club in Valleyview, AB



2019 GRANTS, SPONSORSHIPS AND DONATIONS

- | | |
|---|---|
| ■ Agricultural Societies | ■ Multipurpose Facilities |
| ■ Bursaries and Scholarships | ■ Museums |
| ■ Canadian Motorcycle Tourism Association | ■ New Fish Creek Community Association |
| ■ Cemeteries | ■ Nitehawk Year Round Adventure Park |
| ■ Community Development Initiative Grant Funding | ■ Northland Sno-Goers |
| ■ Community Halls | ■ Peace Area Riding for the Disabled Society |
| ■ Community Outreach Program Enhancement | ■ Philip J Currie Dinosaur Museum |
| ■ Cornwall Community Cemetery | ■ QEII Hospital Foundation |
| ■ Cranberry Rodeo Association | ■ Recreation Boards |
| ■ Crooked Creek Community Recreation Club | ■ Red Willow Players Theatre Association |
| ■ DeBolt Pioneer Centre | ■ Reel Shorts Film Festival |
| ■ Grande Cache 50th Anniversary Committee | ■ Sandy Bay Community Association |
| ■ Grande Cache Bighorn Golden Age Club | ■ Senior Programs |
| ■ Grande Cache Cycling Club | ■ Special Achievements |
| ■ Grande Cache Golf & Country Club | ■ Valleyview & District Recreation Department |
| ■ Grande Cache Seniors Minibus Society | ■ Valleyview & District Rural Crime Watch |
| ■ Grande Prairie Hospice Palliative Care Society | ■ Valleyview & Districts Agricultural Society |
| ■ Grande Prairie Royal Canadian Legion No. 54 | ■ Valleyview Recreation |
| ■ Grande Prairie Ski Patrol Association | ■ Valleyview Riverside Golf Club |
| ■ Grande Spirit Foundation | ■ Valleyview Seniors Outreach 55+ |
| ■ Libraries | ■ Western Canadian Stock Dog Championship |
| ■ Little Smoky Community Centre | ■ Wilmore Wilderness Preservation and Historical Foundation |
| ■ Mountain Metis Nation Association Youth Connections | |

- | | |
|---|---|
| ■ 2019 Canadian Fastball Championship | ■ Lila's Angels Medieval Faire |
| ■ 2019 World Jet Boat Championship | ■ Little Smoky Community Centre's Annual Wild Game |
| ■ 3rd Annual Memorial Round Dance | ■ Dinner and Dance |
| ■ 5th Annual Big Lakes County Charity Golf Tournament | ■ Louis Delorme Memorial |
| ■ Alberta North Sport Conference | ■ Peace Firefighters Hockey Tournament |
| ■ Annual Pond Hockey Tournament | ■ Philip J Currie Dinosaur Museum |
| ■ Community Futures West Yellowhead | ■ Rising Above- 11th Annual Hope Lives |
| ■ Fahler Friendship Corner Association | ■ Suicide Prevention Resource Centre 9th Annual |
| ■ Fox Creek Chamber of Commerce | Chair Extraordinaire Gala |
| ■ 2019 Small Business Award Gala | ■ Valleyview & District Agricultural Society |
| ■ Fox Creek Resource Curling Bonspiel | ■ Valleyview Cup Charity Hockey Tournament |
| ■ Grande Cache Community Christmas Dinner | ■ Valleyview Enhancement Society Christmas Gala |
| ■ Grande Cache Community Friends Association | ■ Valleyview Health Centre Foundation's Fall Formal |
| ■ Grande Theatre Players | ■ Valleyview Royal Canadian Legion No.140 |
| ■ Greenview Economic Development Sponsorships | ■ Violence Threat Risk Assessment Training |
| ■ Grovedale Community Club & Agricultural Society | |

Greenview Council Gave Back
\$10,879,441.86
 Community Grants, Sponsorships & Donations



AGRICULTURAL SERVICES

KEY INITIATIVES



- Transition to the new Agricultural Services building in Valleyview
- Programs strive to complete the objectives of the ASB Strategic Business Plan

OVERVIEW

Greenview's Agriculture Services Department provides the following services to the agricultural community:

- Agricultural Service Board (ASB) - An advisory Board to Council, that through recommendations to Council, tailors ASB programs to meet Greenview's needs (*ASB Act*)
- Take measures to manage pests and weeds. (*Weed Control Act, Agricultural Pests Act*)
- Promote agricultural productivity/viability. (*Rental Program, Extension Program*)
- Protect Soil from erosion by wind and water. (*Solid Conservation Act*)
- Mitigate risk, and rapidly respond to animal disease outbreaks. (*Animal Health Act*)

HIGHLIGHTS



- Budget was approved to hire a Wetlands Coordinator for Greenview. This program managed all aspects of wetlands and how the provincial wetlands policy affects Greenview operations, incorporates the Alternative Land Use Program (ALUS) for protection of agricultural wetland areas, and watershed groups.
- Council approved funding to acquire the former Gordon Building and land in the Valleyview Industrial Park to be the new base of operations for the Agricultural Services Department.
- The 2019 Tansy Attack event held on the Smoky and Wapiti Rivers was very successful. There were 77 volunteers, 15 boats and approximately 8000 lbs. of tansy was picked and burned.

FACTS & STATS

<div>1471</div> <div>Inquiries regarding programs</div>	<div>9</div> <div>NEW VETERINARY SERVICES MEMBERSHIP CARDS</div>	<div>56</div> <div>Wolves turned in for the Wolf Harvest Incentive Program</div>	<div>AGRICULTURAL PEST STATISTICS</div> <div><div>■ 363 canola fields inspected for Clubroot</div><div>■ 24 suspect fields</div><div>■ 17 confirmed positive for Clubroot via DNA Analysis</div></div>
<div>8</div> <div>successful workshops, seminars, & field days</div>	<div>PROBLEM WILDLIFE STATISTICS:</div> <div><div>■ Bears: 5 requests for assistance</div><div>■ Beavers: 195 requests for assistance, 153 removed</div><div>■ Cougar: 1 request for assistance</div><div>■ Coyotes: 37 requests for assistance</div><div>■ Skunks: 48 requests for assistance, 9 removed</div><div>■ Ravens: 3 requests for assistance</div><div>■ Wolves: 4 requests for assistance</div></div>		<div>RENTAL EQUIPMENT PROGRAM</div> <div>409.5 rental day equivalent</div> <div>259 in Valleyview 39.5 in Crooked Creek 23.5 in Grovedale</div>
<div>VEGETATIVE MANAGEMENT STATISTICS</div>	<div><div>■ Roadside spray program saw 1877 KM of ditch sprayed (wards 3, 4, 5, 8)</div><div>■ Spot spray program saw 42 Ha sprayed</div></div>	<div><div>■ Brush spray program saw 209 Ha sprayed</div><div>■ Hamlet program saw 40 Ha sprayed</div></div>	<div>Weed Inspections:</div> <div><div>■ 1911 in white zone</div><div>■ 2251 in green zone</div><div>■ 1183 in hamlets</div></div>



ECONOMIC DEVELOPMENT

KEY INITIATIVES



- Greenview completed the “first of its kind” area structure plan for the Tri-Municipal Industrial Partnership (TMIP) project to assist in the development of the eco-industrial district to be established in the Grovedale region of Greenview
- Expansion of the Grande Cache Tourism & Interpretative Centre (TIC)
- Received federal funding for development of the Alberta #1 Geothermal facility to be located in the Grovedale region of Greenview

OVERVIEW

Greenview's Economic Development and Tourism team facilitates industrial development, investment promotion and attraction, capacity building, tourism development, and the management of local market data.

We strive to lead, facilitate, and promote Greenview's economic development and tourism development efforts.

Our goal is to lead global investment attraction in northern Alberta while strengthening local business retention and expansion, and providing the best possible visitor experience to our incredible region.

Working with regional partners, industry leaders, government officials and community stakeholders, Greenview's Economic Development and Tourism Team evaluates potential opportunities to develop key industries and define opportunities for future economic growth.

We support our local industries, community development, and promote Greenview's diverse economy and high quality of life.

HIGHLIGHTS



- Partner of the Growing the North Economic Development Conference.
- Completion of the Greenview Fibre Optic Internet Strategy, to determine costing options for provision of a fiber optic network and/or high-speed internet services to residents and industry within Greenview.
- Pictured above (middle photo) is Reeve Dale Smith with the Terrapin Leadership Team and Federal Minister of Natural Resources Amarjeet Sohi. The facility to be located in Greenview.
- Collaborated with Lethbridge College to develop an augmented reality (AR) experience of the Grande Cache Dinosaur Tracks to be housed at the Grande Cache Tourism & Interpretive Centre.
- Launched new Economic Development Investment Portal, an on-line tool provides 'how-to' information so that businesses know how to proceed with their planning and make better business decisions.

FACTS & STATS

<p>Greenview spans more than</p> <h1>32,984 km²</h1> <p>of rivers, lakes, mountain peaks, and prairie meadows; and filled with oil and gas, agriculture, forestry and tourism</p>	<p>Over</p> <h1>2,700 km of trails</h1> <p>for hiking, biking and horseback riding</p>	
<p>Home to:</p> <p>Grande Cache Tourism & Interpretive Centre</p> <p>Labyrinth Park</p> <p>Alberta's largest waterfall – Kakwa Falls</p> <p>Nitehawk Adventures</p> <p>Cranberry Rodeo</p> <p>Medieval Faire</p>	<p>Quading</p> <p>Boating</p> <p>Snowmobiling</p> <p>Hunting</p> <p>Fishing</p>	<p>30 Campgrounds</p> <p>17 Day Use Areas</p>
		<p>6 Golf Courses</p>
		<p>1 Ski Hill/Adventure Park</p>





ENVIRONMENTAL SERVICES

KEY INITIATIVES



- **Total 24 Projects for 2019:**
16 Carry Over + 8 New
Total \$39,256,756.00
- **Environmental Services**
(3 Equipment Projects)
Total \$158,500.00
- **Water (8 Projects)**
7 Carry Over + 1 New
Total \$26,043,658.00
- **Wastewater (7 Projects)**
6 Carry Over + 1 New
Total \$7,065,628.00
- **Solid Waste (6 Projects)**
3 Carry Over + 3 New
Total \$641,675.00

OVERVIEW

The Environmental Services Department manages the construction and daily operations of the water, wastewater and the solid waste infrastructure systems within Greenview. Due to Greenview's size and varied population density, services vary according to location.

The mandate of the Environmental Services department is to provide quality water, wastewater and solid waste systems that meet all Provincial and Federal Standards for the residents of Greenview.

1. WATER

- 6 Water points/truck fills
- 4 Water treatment plants connected to distribution lines that supply residents in the Hamlets of Grande Cache, DeBolt, Ridgevalley and Little Smoky
- 3 Rural Distribution lines
- Valleyview Rural Line
- 3 Rural Distribution lines (Valleyview, Ridgevalley & Crooked Creek)

2. WASTE WATER

- 4 wastewater collection systems located in DeBolt, Little Smoky, Grovedale and Grande Cache
- 5 wastewater lagoons located in Little Smoky, DeBolt, Sturgeon Heights, Grovedale, and Ridgevalley
- Sturgeon Heights lagoon's wastewater is trucked in
- Tony Creek Industrial lagoon between Little Smoky and Fox Creek
- Grande Cache has a mechanical Wastewater treatment facility for waste treatment

3. SOLID WASTE

3.1 Transfer Stations

- Grovedale, Sturgeon Heights, Little Smoky, South Wapiti, Sunset House, Sweat House, DeBolt, New Fish Creek and Puskwaskau
- 3 of the transfer stations also currently have Class III landfills for dry inert waste
- All transfer stations with the exception of Sandy Bay offer recycling areas for metal, wood, tires, hazardous waste, oil and e-waste
- Sandy Bay is an unmanned (walk in access only) for bagged household waste

3.2 Class II Landfills

- Greenview Regional Waste Management Commission based on partnership between the Town of Valleyview, Town of Fox Creek and Greenview
- Grande Landfill accepts both commercial and residential solid waste

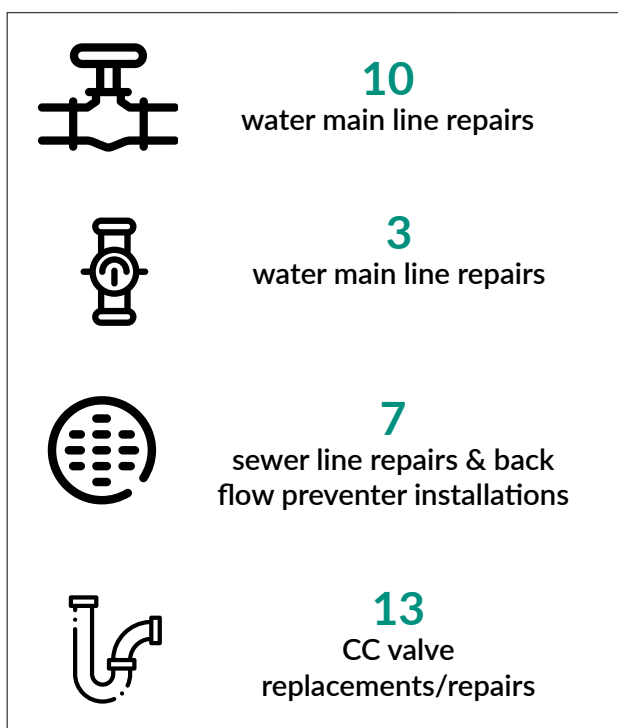
HIGHLIGHTS



PROJECTS:

- Grovedale Water Treatment Plant
- Grande Cache Raw Waterline (Intake) Upgrade
- Landry Heights Water Distribution
- Valleyview Rural Waterline Expansion South
- Grovedale Water Distribution and sewer collection
- Valleyview Rural Valve Replacement
- Grande Cache Wastewater Treatment Plant

FACTS & STATS



2019 ANNUAL TOTALS FOR THE Produced Water & Wastewater		
Service	Produced m3	Invoiced m3
Hamlet Distribution	660,977	357,637.50
Potable Water Points	16,101.11	9,779.72
Non Potable Water Points	8,199.47	6,195.75
Service	Received m3	Invoiced m3
Wastewater Collections	1,074,730	806,047.50
Septage (Vac Trucks)	56,463.09	51,424.88

2019 ANNUAL TOTALS FOR THE Greenview Regional and Grande Cache Landfill	
Location	Tonnes
Regional Landfill	6,492.800
Grande Cache Landfill	3,105.66



GREEN VIEW FCSS

KEY INITIATIVES



Home Support services are offered to residents in the Hamlet of Grande Cache.

Green View FCSS is working with community partners to host the 4th domestic violence conference in Valleyview.

This conference allowed professional development for front line workers as well as community members to understand issues that exist within the community.

OVERVIEW

Green View Family and Community Support Services (FCSS) is a municipal/provincial program that provides locally driven, preventive, social initiatives to enhance the well-being of individuals, families, and the community. Green View FCSS is two words symbolising the joint partnership between the Town of Valleyview and MD of Greenview. This program employs over 20 staff members and has a 7 member advisory board.

Within the parameters of the FCSS Act and Regulation, each municipality or Metis Settlement determines how the FCSS funding they receive should be allocated to best meet the social programming needs of the community. Local FCSS programs are a part of the larger provincial program that collectively ensure Albertan's have access to a strong network of preventative social services.



HIGHLIGHTS



- Over 12,500 residents received direct assistance or educational programming from the department.
- Services for adults included assistance with employment, accessing benefits and government subsidies, parenting classes and a variety of other programs that empower people to take action on issues and/or barriers affecting their lives. In 2019 over 700 seniors were assisted and supported by internal programming.
- Services for seniors included forms assistance, home support, supports for caregivers, and other services that promote seniors independence and connection. Programs offered in schools vary depending on need and include emotional regulation, healthy youth development, critical thinking and socialization skills.

FACTS & STATS

- 1** Did you know that Green View FCSS provides external grants to organizations as well as doing direct program delivery?
- 2** Did you know that through government partnerships residents can access mental health counselling free of charge?
- 3** Did you know that Green View FCSS hosts monthly interagency meetings? These meetings create a space for all social service agencies to share information on programs and services.
- 4** Did you know that in 2019 33 volunteers contributed over 300 hours of volunteer time to support FCSS programs?
- 5** In 2019, 685 residents qualified for the community volunteer income tax program, where volunteers complete taxes for those with low incomes for no charge. This program brought back \$3,265,600.00 back into the community.
- 6** In 2019, 90 households were supported with Home Support Program, with 2200 visits completed. Home Support includes light housekeeping, meal preparation and transportation to essential services.



PROTECTIVE SERVICES

KEY INITIATIVES



The Greenview Fire-Protective Services protects property, the safety and wellbeing of ratepayers and visitors by providing a high level of first response to all emergency incidents.

All activities of Greenview Fire-Rescue Services are focused on mitigating/preventing the risk of fire and responding to incidents that put the community at risk. These include but not limited to fires (structure, vehicles, grass/wildland), medical, motor vehicle collisions (MVCs), environmental and water related incidents.

OVERVIEW

In the beginning of 2019, Greenview was composed of five fire departments - 3 Greenview and 2 contracted:

- Greenview
 - DeBolt
 - Grovedale
 - Grande Cache (added in early 2019)
- Contracted Fire Services
 - Fox Creek
 - Valleyview

The five departments worked together in collaboration with Grand Prairie Fire, County of Grande Prairie, the MD of Big Lakes, Birch Hills County, MD of Spirit River, Saddle Hills County and the MD. of Smoky River to respond effectively and to maximize training availability.

2019 was a year of significant change for Protective Services due in large part to the Greenview acquisition of the Town of Grande Cache. With that, Protective Services added an additional fire department that it managed along with the two contracted services, Valleyview Fire Department and Fox Creek Fire Department. With this addition, Greenview Council approved a move away from stand alone fire departments to a regional model.

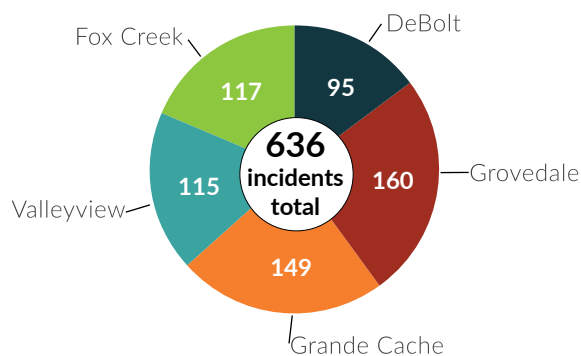
HIGHLIGHTS



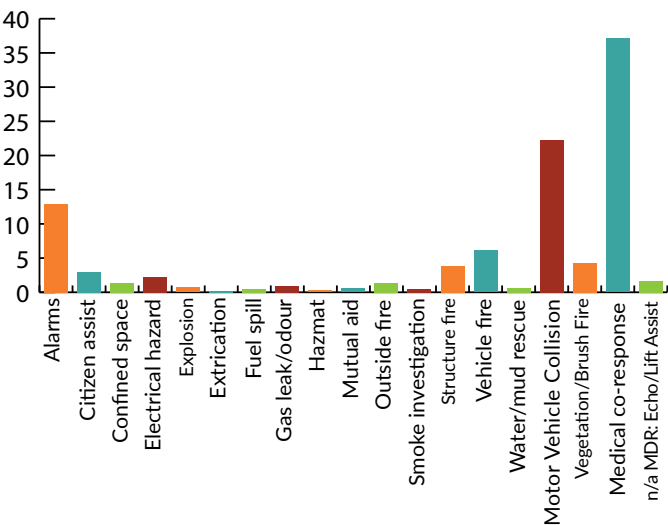
- With a plan to move to a regional based model, a Regional Fire Chief was hired in September to plan, develop and implement the changes. A model was then determined that included the hiring and placement of 3 Deputy Fire Chiefs (one per fire station) to lead and manage the fire stations.
- #33 Fire-Station Grande Cache was completed which is housed at the newly built Grande Cache Public Services building.
- The 2018 Pierce Aerial Platform was delivered to Grande Cache fire department in May 2019. An aerial platform plays an important role on any fire ground or rescue operation.

FACTS & STATS

2019 TOTAL CALL VOLUME
for DeBolt, Grovedale, Grande Cache, Valleyview & Fox Creek



2019 TOTAL AVERAGE OF INCIDENTS
for DeBolt, Grovedale, Grande Cache, Valleyview & Fox Creek





INFRASTRUCTURE & PLANNING

CONSTRUCTION & ENGINEERING

KEY INITIATIVES



During 2019, Construction & Engineering (C & E) received 42 approach applications and installed 39 approaches between farmland, residential and industrial.

Greenview completed a surfacing overlay of the Ridgevalley Road which goes through the hamlet and the arena parking lot.

Internal and external construction projects struggled due to the weather, affecting projects like the Goodwin Phase 2 project located near DeBolt.

OVERVIEW

The Construction & Engineering (C&E) department works on many components of construction within Greenview. Annually, C & E provides roads, bridges, and drainage locations that are required for capital projects to Council for approval. These are based on internal requests and investigations from our road supervisors from Greenview.

Greenview is required to complete bridge inspection maintenance, which is contracted out. Bridge inspection maintenance analyzes all bridges within Greenview.

C & E also receives road construction, approach and farmland access requests. Within this application process, inspections are required, along with an application fee. Once these are completed, farmland accesses and road construction requests go to Council for approval.

HIGHLIGHTS



- The Forestry Trunk Road, which is approximately 180 km, is used by industry and is a route to HWY 40 for various oilfield companies is one of our main tax revenue contributors.
- Sunset House Hall parking lot was paved.
- The entire length Forestry Truck Road was legally surveyed to provide legal boundaries for future development

FACTS & STATS

- The Forestry Trunk Road had 3 pullout locations that were evaluated for future construction
- Victor Lake Road was in preliminary planning stages for construction for 2020
- 10 km of the Forestry Trunk Road paving in preliminary planning stages for 2020
- Grant Funding was provided by Alberta Transportation through the Resource Road Program to complete phase 4 of Forestry Trunk Road, which encompassed 7.5 km

<div>5</div> <div>bridges constructed/ improved 2019</div>	<div>4.5 km</div> <div>road resurfacing 2019</div>
<div>800 m</div> <div>farmland access built 2019 (new road construction)</div>	<div>6</div> <div>replacement of standard bridges 2019</div>
<div>DID YOU KNOW?</div> <div>Once a culvert exceeds 1400 mm in diameter, it then becomes a bridge file that becomes registered with Alberta Transportation and then maintained and replaced by Greenview.</div>	



INFRASTRUCTURE & PLANNING

OPERATIONS

KEY INITIATIVES



Fleet and Shop:

A total of 1262 work orders were completed within the Fleet & Shop Operations Department:

Grande Cache = 114
Grovedale = 379
Valleyview = 769

The following were added to the MD fleet:

- 16 trucks
- 4 new graders

OVERVIEW

The Operations Department includes Operations South, Operations East and Operations West and oversees the following services and operations:

- Dust control
- Roadside ditch clean-up
- Snow plowing
- Gravel program, gravel prospecting and exploration
- SML's
- Aggregate levy
- Tenders
- Road bond agreements and road use agreements
- Road bans, restrictions and relaxation notices
- Log haul agreement
- Gravel pit development/reclamation
- Beaver dam removal
- Roadside brushing
- Roadside mowing
- Sign installation and repair
- Ditching and emergency drainage
- Fleet management, procurement and maintenance

HIGHLIGHTS



- A new area of operations was added in 2019, referred to as Operations South. This area Included the Hamlet of Grande Cache and other Greenview roads in the area, as well as the south-half of the Forestry Trunk Road and Greenview's operational roles around the Co-ops.
- Installed Jersey barriers and fence at Wanyandie West to keep falling rocks from roadway.
- Regravelled parking lots at New Fish Creek and Sturgeon Heights Community Halls and provided gravel at Sweathouse Community Hall in conjunction with volunteers. Sunset House Community Hall parking lot was paved with collaborative efforts from multiple departments.
- 92 Km of the Forestry Trunk Road was regravelled in 2019.
- Calcium dust control was applied at over 250 residences in May and June.

FACTS & STATS

<p>GRAVEL 155,000 tonnes of gravel used for 425 km of rural roadways</p> <hr/> <p>GRAVEL STOCKPILED 104,000 tonnes</p> <hr/> <p>FORESTRY TRUNK ROAD REGRAVELLED 92 km</p>	<p>ROAD GRAVELLING</p> <ul style="list-style-type: none"> ■ DeBolt area (50 km) ■ Grovedale area (55 km) ■ Little Smoky (49 km) ■ New Fish Creek (59 km) ■ Puskwaskau area (48 km) ■ Ridgevalley/Crooked Creek area (58 km) ■ Sunset House/Sweathouse area (56 km) ■ Valleyview North (58 km) ■ Valleyview South (47 km) <p>CULVERTS/DRAINAGE</p> <ul style="list-style-type: none"> ■ Operations installed/replaced 52 culverts, equalling 750 metres if placed end to end ■ 23 km of ditch cleaning throughout Greenview 	<p>WINTER MAINTENANCE</p> <ul style="list-style-type: none"> ■ 460 driveways plowed in 2019 ■ Greenview snowplows maintain 164 km of paved roadway & the paved road network within the Hamlet of Grande Cache ■ 2500 km of gravel roads maintained by Greenview graders and Contractors ■ 1800 tonnes of road salt applied in 2019 on Greenview roads ■ 7500 tonnes of road sand applied in 2019 on Greenview roads 	<p>DUST CONTROL</p> <ul style="list-style-type: none"> ■ Calcium dust control applied at over 250 residents ■ Dust control applied to entire length of Forestry Trunk Road ■ 7,378,543.92 litres of calcium chloride applied to Greenview roads for dust control 2019 <hr/> <p>LINE PAINTING & CRACK SEALING</p> <ul style="list-style-type: none"> ■ 555 linear km of road lines painted ■ 94 stop bars/"STOP" symbols painted ■ 328 lane km of crack sealing applied to paved roads
--	---	---	---



INFRASTRUCTURE & PLANNING

PLANNING & DEVELOPMENT

KEY INITIATIVES



The department continually reviews and updates various planning documents which include: the Municipal Development Plan, Land Use Bylaw, Business License Bylaw, Intermunicipal Development Plans and Area Structure Plans to ensure that these documents remain current and align with applicable provincial and municipal regulations, guidelines and policies, as well as encourage future growth and development.

OVERVIEW

The Planning and Development department is responsible for land use amendments, subdivision, business licensing, lease referral notifications, rural addressing, and development permits.

The Planning and Development department has worked on the preparation of various planning documents this year, including but not limited to:

- Intermunicipal Development Plan for Big Lakes County and MD of Smoky River
- Sturgeon Lake Area Structure Plan
- Valleyview Intermunicipal Development Plan
- Business License Bylaw
- Land Use Bylaw Update
- Policies included:
 - Area structure plans
 - Development enforcement
 - Land acquisition for road rights-of-way
 - Certificate of Compliance
 - MPC and SDAB meeting procedures
 - Subdivision process

HIGHLIGHTS



- Worked in partnership with the Town of Valleyview's development staff to prepare the MD of Greenview - Town of Valleyview Intermunicipal Development Plan (IDP). This will establish a long-term and mutually supported collaborative framework that guides future planning and development, manages growth and supports collaboration around municipal infrastructure and vital community services.
- A highlight of the Sturgeon Lake Area Structure Plan includes expansion of the development area around the lake to include all lands bounded by Young's Point Road and Township Road 704.

FACTS & STATS

	<i>Subdivision Applications</i>	<i>Development Permits</i>	<i>Lease Referrals</i>	<i>Business Licenses</i>
Ward 1 - Grande Cache	0	6	3	0
Ward 2 - Little Smoky	4	26	10	15
Ward 3 - Valleyview	2	8	0	22
Ward 4 - Sunset House/Sweathouse	2	6	0	1
Ward 5 - New Fish Creek	2	8	0	8
Ward 6 - DeBolt/Puskwaskau	2	26	0	22
Ward 7 - Crooked Creek	4	30	25	24
Ward 8 - Grovedale	6	73	85	27
Division 9 - Hamlet of Grande Cache	1	25	----	160
TOTAL	23	208	123	279

LAND USE AMENDMENTS

- 3** Ward 8 - Agricultural Two (A-2)
- 2** Ward 8 - County Residential One (CR-1)
- 1** Industrial Light (M-1)
- 6 TOTAL**



RECREATION SERVICES - GC

KEY INITIATIVES



- Completion of the Grande Cache Ball Diamonds
- Renovations to the Grande Fitness Centre
- Installation of a brand new playground in phase 5 in 2020
- Recreation & Trails Master Plan project was started to provide a comprehensive list of recreation opportunities and trail development findings

OVERVIEW

Recreation Services - Grande Cache Department is based out of the Hamlet of Grande Cache and is responsible for all indoor and outdoor recreation sites maintained by Greenview.

This includes the maintenance and development of day use areas, the Grande Cache Municipal Campground, Greenview owned parks and playgrounds, the Grande Cache Recreation Centre (including an Aquatic Centre and Arena), Spray Park and ball diamonds. We also offer indoor and outdoor recreational programming and host many sporting activities and events.

The team is comprised of 5 sub-departments based out of the Grande Cache Recreation Centre. It is composed of Aquatics Services, Recreation Maintenance, Recreation Operations, Programming, and Administration departments. The department also operates the Grande Cache Community Bus service.

This department works closely with the Valleyview Recreation Services team.

HIGHLIGHTS



- New safety and elevated fences were installed at the ball diamonds #3 & #4. New sight lines were brushed out around the playground and fences. Plans were developed for the location of a cook shack with services between the lower diamonds.
- Development of a Grande Cache Recreation & Trails Master-Plan.
- Fitness Centre renovations began with the design, planning and construction tender selection. The new fitness centre will house the current equipment and will be looking to increase the number of equipment opportunities to the community.

FACTS & STATS

GRANDE CACHE COMMUNITY BUS

The Grande Cache Community Bus operates out of the Recreation Services Department. It has an annual ridership that varies with seasonal travel and community demand. The winter months see an increase in ridership as the weather can be a deterrent to travel for some in the Hamlet.

An annual revenue income for this subsidized service in 2019 was approximately \$8,500.00. The Community Bus travels

weekly to Grande Prairie and Hinton as well as an in-town shopping day.

GRANDE CACHE RECREATION CENTRE

The Grande Cache Recreation Centre has offered the community fitness opportunities since 1970 and continues to promote and engage residents in ongoing fitness development and recreation initiatives.

A facility membership allows full use of the facility, including the fitness centre, aquatics facility,

public skating & shinny, and fitness programming.

FACILITY MEMBERSHIPS REVENUE
\$80,465.00

DROP IN REVENUE
\$54,660.00

781
Facility Memberships sold in 2019



OUTDOOR RECREATION

KEY INITIATIVES



The installation of furnishings for the Johnson Park camping loop and Smoky Sunset Landing were a key priority for outdoor recreation.

Outdoor recreation works alongside the staff of the Greenview Regional Multiplex and Grande Cache Recreation Centre to provide meaningful programming. Additionally, outdoor recreation is looking to partner with Alberta Environment and Parks to provide educational programming at recreation sites.

OVERVIEW

Outdoor Recreation is based out of Valleyview, and is responsible for all outdoor recreation sites maintained by Greenview. This includes the development and maintenance of day-use areas, campgrounds, walking trails, and outdoor recreation programming. The team is comprised of five full-time staff based out of Valleyview. This department works closely with the Grande Cache recreation team, who complete the general maintenance of sites located in the south western portion of the municipality.

One of the new ventures that the Recreation Department undertook in 2019 was to introduce recreation programming. During the summer, two outdoor survival camps were offered - one located at Johnson Park and the other at Grovedale Fish Pond. These were well attended and received very positive feedback. Another new recreation programming event was to host a drive-in movie event in the parking lot at Moody's Crossing. This event was a great success, with 75 vehicles filling the parking lot.

HIGHLIGHTS



- A 20 site camping loop was established at Johnson Park transitioning the site from a day use area to multiple purpose recreation area.
- A viewing platform was established at Southview PRA. This addition provides users with a panoramic view of the Smoky River (as pictured on previous page).
- General construction was completed for Smoky Sunset Landing, a new day use area located east of the Town of Valleyview.
- The furnishings for Moody's Crossing were completed and a grand opening was held for the site in late summer.
- New outhouse facilities were installed at Southview PRA, Kakwa River PRA, and Swan Lake.

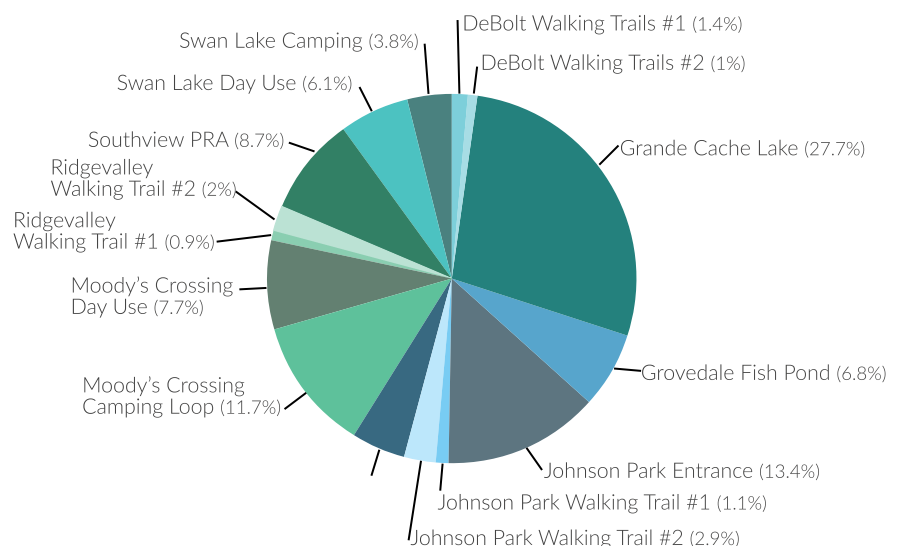
FACTS & STATS

In 2019, the Recreation Department installed tracking devices at all of our recreation sites. These devices allowed us to track the number of vehicles entering/exiting sites as well as pedestrian usage on trails. The data collected has provided a base inventory of statistics on usage to analyze variation in site usage seasonally, annually and provides insight regarding weekly maintenance, small upgrades and capital development.

The following graph is an example of data collected. This portion of data shows the usage of each site in contrast to one another during August of 2019.

RECREATION SITE COMPARISONS

2019-08-01 to 2019-08-31





GREENVIEW REGIONAL MULTIPLEX

KEY INITIATIVES



- Continue to be a Peace Region recreation training centre. Training included: Water Safety Instructor, National Lifeguard, Lifesaving Instructor, High Five certifications, and AFLCA specialized trainings
- Installed an aquatic climbing wall in the aquatic centre
- Enhancement of the acoustics in the fieldhouse to host larger concerts and conferences
- Special events

OVERVIEW

Greenview Regional Multiplex is an 82,042 square foot family friendly multi-use centre serving approximately 7000 people. Greenview Regional Multiplex strives to ensure everyone feels welcome by creating an inclusive environment for all users that features:

- Aquatic Centre (four lane 25M lap pool, leisure pool with a lazy river and toddler area, hot tub and steam room).
- Fitness centre (weight room, group fitness area and cardio equipment)
- Dance studio for quiet work outs or fitness/dance classes.
- Fieldhouse is one of the largest gymnasiums' in North West Alberta, featuring three full size gymnasiums able to house 9 badminton courts, 3 volleyball courts, 3 basketball courts and 6 team change rooms. The fieldhouse doubles as an event centre offering guests the ability to host large events of 885 people at a time. This is an a great space for weddings, concerts and conferences
- Commercial kitchen attached to the fieldhouse
- Indoor 136 meter, two lane track with a rubber floor
- Indoor playground, with a three tiered enclosed playground for ages 3-12 and a separate toddler space
- Party room and meeting rooms are available
- Offer programs, events, specialized training, and a space for connecting with family and friends

HIGHLIGHTS



- Created a partnership with Hillside High school to provide an opportunity for students to complete their Bronze Medallion, Bronze Cross, and National Lifeguard courses for credits. They were provided 20 hours of swim stroke training, and 20 hours of job shadowing time during this time frame to receive 5 credits.
- Hosted first annual 3 on 3 basketball tournament with 20 teams from the region participating.
- Hosted the 2019 Provincial Badminton tournament.
- Hosted Greenview Indoor Triathlon hosted athletes from all over the Peace Region.
- Hosted the Sturgeon Lake Volleyball tournament with 200 indigenous athletes from around the province.
- Hosted the Oilmen's Anniversary Event and the Enhancement Society Gala Event in 2019. Both events had approximately 600 people attend.

FACTS & STATS

- On average, Greenview Regional Multiplex has 200 people check in on a daily basis to utilize the facility
- There are an additional 50 people a day in the facility taking part in activities hosted by outside user groups (Gymnastics, Dance, Swim Club, Soft Ball)
- **900** students received swim lessons through discounted swim lessons provided to the schools in the region

AVERAGE MONTHLY MEMBERSHIP STATS:

- **1400** active memberships per month
- **11** free fitness classes are offered a week to members of all fitness levels
- **288** After School Program participants aged 5-15 took part in programs
- **319** Children registered in swimming lessons
- **658** Adult (16 and up) participants registered in programs

- Greenview Regional Multiplex Trust Fund Grant is available to non-profit user groups for rental subsidy and membership assistance to low income families
- In 2019 the grant provided \$9,877.00 in funds to non-profit user groups
- Two individuals received assistance with their membership through the membership assistance program, this program was introduced in October 2019

2019 FINANCIAL STATEMENT SUMMARY

SUMMARY OF 2019 FINANCIAL STATEMENT

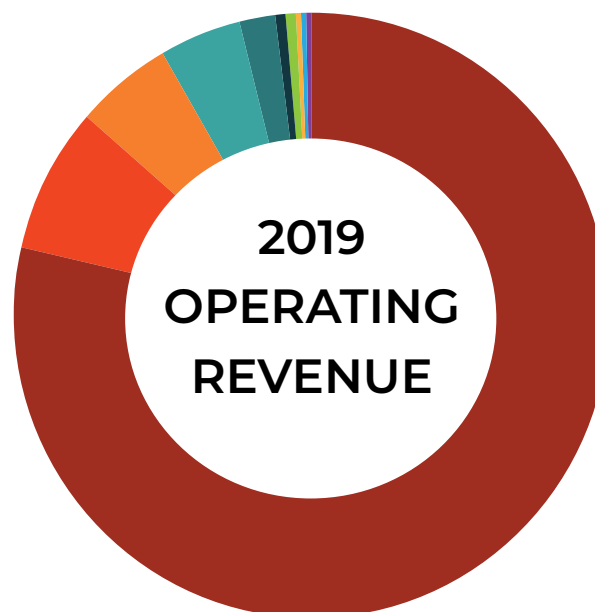
Along with the Audited Financial Statement, this section provides an overview of Greenview's consolidated operating and capital activities for the fiscal year ending December 2019. The audited financial statements are prepared by management in accordance with Public Sector Accounting Standards and the Municipal Government Act. 2019 saw the consolidation of Grande Cache financial assets and liabilities into Greenview. This was a major undertaking for the finance department.

The audited financial statements of Greenview are comprised of the Statement of Financial Position, the Statement of Operations, the Statement of Changes in net financial assets and the Statement of Cash Flows for the year ending December 31, 2019. The financial statements also include a number of explanatory notes and schedules. Management has made every effort to ensure the financial statements reasonably represent Greenview's financial position and operating results.

OPERATING REVENUE

Greenview's 2019 revenue (excluding government transfers for capital and restructuring revenue) was \$116,330,853 million, an increase of \$11,845,752 million from 2018. Net tax revenue represents 79% of the total reported revenue. Well drilling taxes were reduced in 2019 by \$2.1 million from 2018 as a direct result of less activity in our oil and gas sector. User fees increased primarily due to Grande Cache environmental service revenues.

■ Net taxation	79%
■ Oil well drilling taxes.....	8%
■ User fees & sale of goods	5%
■ Interest & investment income	4%
■ Government transfers for operating	2%
■ Penalties & costs on taxes	1%
■ Franchise & concession contracts	
& Other	1%



2019 FINANCIAL STATEMENT SUMMARY

OPERATING EXPENSES

Greenview continues to spend the largest percentage of operating expenses maintaining road and bridge infrastructure. Recreation and cultural costs are the second largest area of expenditure as Greenview maintains several top notch facilities in both Valleyview and Grande Cache. The dissolution of Grande Cache resulted in increased expenses in most areas as the costs for providing services in the former town have become the responsibility of Greenview. Some of these costs, including environmental and

waste management service expenses were partially offset by increased revenue from Grande Cache residents for those services. Greenview operates over 21 km of water and wastewater lines. Greenview continues to support the Towns of Valleyview and Fox Creek in many ways.

In 2019, Greenview contributed close to \$6. million to the two towns in a Community Development Initiative grant.

Greenview's 2019 operating expense total was \$95,812,931 million. Transportation services comes at the highest overall cost, maintaining 2,284 km of roadways. Transportation costs include both summer and winter road maintenance, gravelling and bridge maintenance.

■ Transportation	49%
■ Recreation & cultural services	17%
■ Administrative services	14%
■ Planning & development services	7%
■ Utilities & environmental services ..	4%
■ Protective services	4%
■ Waste management services	2%
■ Public health & welfare services	2%
■ Council & other legislative services ..	1%



2019 FINANCIAL STATEMENT SUMMARY

PROPERTY TAX

Greenview is fortunate to have experienced an increase in overall assessment for tax purposes including growth from Grande Cache and new non-residential assessment. This growth has enabled Greenview to continue to provide a high level of service to all ratepayers. The tax rate from 2018 to 2019 remained unchanged for rural Greenview residents at 2.70. The residential rate for Grande Cache properties remained the same (9.0) as the rate established in 2018.

Non-residential rates in the rural areas also remained the same at 7.8280. The tax rate for non-residential assessed properties in the former town was reduced substantially, from 19.5 to 9.116. Overall, if there was no change in assessment of property, taxes remained the same for residential properties and rural non-residential properties and was substantially reduced for non-residential properties in the former town.

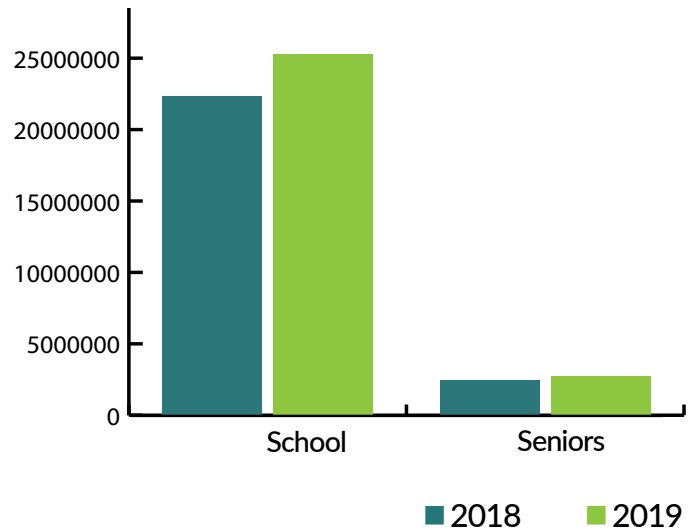


- 4% farmland & residential
- 96% non-residential

2019 FINANCIAL STATEMENT SUMMARY

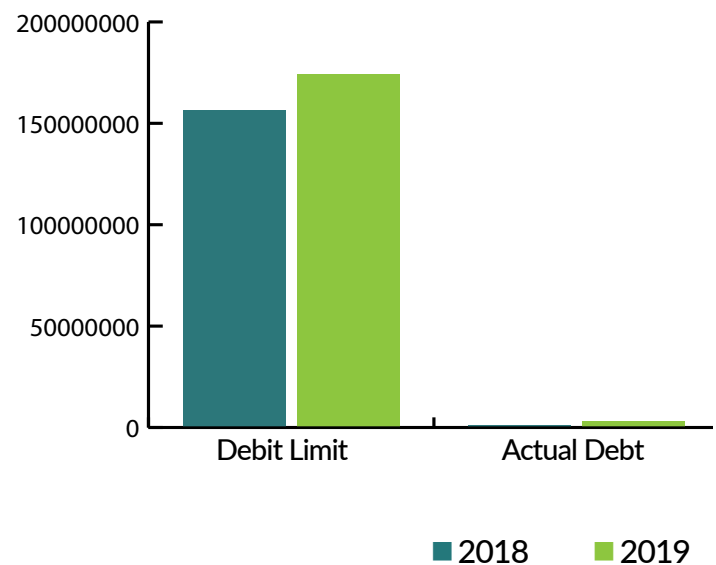
TAX REQUISITIONS

As with all municipalities in Alberta, Greenview is required to collect tax revenue for the Province that supports Alberta schools and senior housing foundations. These amounts are calculated on the overall assessment of the municipality, and are collected as part of the overall property tax levy. In 2019 the school requisition increased by nearly \$3 million and the amount for seniors housing increased by \$3 million.



DEBT LIMITS

Municipalities are allowed to incur debt in order to pay for infrastructure, buildings, or other needed capital items. Every municipality in Alberta has a debt limit which is calculated based on the revenue of the municipality. When revenue increases, the capacity to borrow also increases. Greenview is in a most fortunate position as there is very little debt owing. Greenview's debt limit rose by almost \$20 million in 2019 and actual debt increased by \$2.1 million. The increase in actual debt is directly attributed to amounts that had previously been incurred by Grande Cache. Payments for the Grande Cache debt are serviced solely by property owners in Grande Cache.





MD OF GREENVIEW NO. 16
Financial Statements
For the Year Ended December 31, 2019

INDEPENDENT AUDITORS' REPORT

To the Reeve and Council of MD of Greenview No. 16

Opinion

We have audited the accompanying financial statements of MD of Greenview No. 16 ("Greenview"), which comprise the statement of financial position as at December 31, 2019, and the statement of operations and accumulated surplus, changes in net financial assets and cash flows for the year then ended, and a summary of significant accounting policies and other explanatory information.

In our opinion, the accompanying financial statements present fairly, in all material respects, the financial position of Greenview as at December 31, 2019, the results of its operations and accumulated surplus, changes in its net financial assets and its cash flows for the year then ended in accordance with Canadian public sector accounting standards.

Basis for Opinion

We conducted our audit in accordance with Canadian generally accepted auditing standards. Our responsibilities under those standards are further described in the Auditors' Responsibilities for the Audit of the Financial Statements section of our report. We are independent of Greenview in accordance with the ethical requirements that are relevant to our audit of the financial statements in Canada, and we have fulfilled our other ethical responsibilities in accordance with those requirements. We believe that the audit evidence we have obtained is sufficient and appropriate to provide a basis for our opinion.

Responsibilities of Management and Those Charged with Governance for the Financial Statements

Management is responsible for the preparation and fair presentation of these financial statements in accordance with Canadian public sector accounting standards, and for such internal control as management determines is necessary to enable the preparation of financial statements that are free from material misstatement, whether due to fraud or error.

In preparing the financial statements, management is responsible for assessing Greenview's ability to continue as a going concern, disclosing, as applicable, matters relating to going concern and using the going concern basis of accounting unless management either intends to liquidate Greenview or to cease operations, or has no realistic alternative but to do so.

Those charged with governance are responsible for overseeing Greenview's financial reporting process.

Auditors' Responsibilities for the Audit of the Financial Statements

Our objectives are to obtain reasonable assurance about whether the financial statements as a whole are free from material misstatement, whether due to fraud or error, and to issue an auditors' report that includes our opinion. Reasonable assurance is a high level of assurance, but is not a guarantee that an audit conducted in accordance with Canadian generally accepted auditing standards will always detect a material misstatement when it exists. Misstatements can arise from fraud or error and are considered material if, individually or in the aggregate, they could reasonably be expected to influence the economic decisions of users taken on the basis of these financial statements. As part of an audit in accordance with Canadian generally accepted auditing standards, we exercise professional judgment and maintain professional skepticism throughout the audit. We also:



- Identify and assess the risks of material misstatement of the financial statements, whether due to fraud or error, design and perform audit procedures responsive to those risks, and obtain audit evidence that is sufficient and appropriate to provide a basis for our opinion. The risk of not detecting a material misstatement resulting from fraud is higher than for one resulting from error, as fraud may involve collusion, forgery, intentional omissions, misrepresentations, or the override of internal control.
- Obtain an understanding of internal control relevant to the audit in order to design audit procedures that are appropriate in the circumstances, but not for the purpose of expressing an opinion on the effectiveness of Greenview's internal control.
- Evaluate the appropriateness of accounting policies used and the reasonableness of accounting estimates and related disclosures made by management.
- Conclude on the appropriateness of management's use of the going concern basis of accounting and, based on the audit evidence obtained, whether a material uncertainty exists related to events or conditions that may cast significant doubt on Greenview's ability to continue as a going concern. If we conclude that a material uncertainty exists, we are required to draw attention in our auditors' report to the related disclosures in the financial statements or, if such disclosures are inadequate, to modify our opinion. Our conclusions are based on the audit evidence obtained up to the date of our auditors' report. However, future events or conditions may cause Greenview to cease to continue as a going concern.
- Evaluate the overall presentation, structure and content of the financial statements, including the disclosures, and whether the financial statements represent the underlying transactions and events in a manner that achieves fair presentation.

We communicate with those charged with governance regarding, among other matters, the planned scope and timing of the audit and significant audit findings, including any significant deficiencies in internal control that we identify during our audit.

METRIX GROUP LLP

Chartered Professional Accountants

Edmonton, Alberta

June 8, 2020

MANAGEMENT'S RESPONSIBILITY FOR FINANCIAL REPORTING

To the Reeve and Council of MD of Greenview No. 16

The integrity, relevance and comparability of the data in the accompanying financial statements are the responsibility of management.

The financial statements are the responsibility of management, prepared in accordance with Canadian public sector accounting standards. They necessarily include some amounts that are based on the best estimates and judgments of management.

To assist in its responsibility, management maintains accounting, budget and other controls to provide reasonable assurance that transactions are appropriately authorized, that assets are properly accounted for and safeguarded, and that financial records are reliable for preparation of financial statements.

Metrix Group LLP, Chartered Professional Accountants, have been appointed by Greenview Council to express an opinion on the Greenview's financial statements.



Denise Thompson
Chief Administrative Officer





Aleks Nelson, CPA, CGA
Chief Financial Officer

MD OF GREENVIEW NO. 16
Statement of Financial Position
As at December 31, 2019

	2019	2018
FINANCIAL ASSETS		
Cash and cash equivalents (Note 2)	\$ 82,121,025	\$ 69,783,297
Receivables (Note 3)	16,442,961	16,133,283
Land held for resale	602,000	-
Loans receivable (Note 4)	143,305	299,287
Investments (Note 5)	122,031,732	119,059,224
	<u>221,341,023</u>	<u>205,275,091</u>
LIABILITIES		
Accounts payable and accrued liabilities	14,954,736	16,117,610
Deferred revenue (Note 6)	4,672,664	3,165,447
Long-term debt (Note 7)	3,278,571	1,101,549
Landfill closure and post-closure liability (Note 10)	3,500,000	-
	<u>26,405,971</u>	<u>20,384,606</u>
NET FINANCIAL ASSETS	<u>194,935,052</u>	<u>184,890,485</u>
NON-FINANCIAL ASSETS		
Tangible capital assets (Note 9)	358,466,866	284,786,428
Gravel inventory for consumption	7,813,432	9,713,485
Prepaid expenses and deposits	1,047,426	873,646
	<u>367,327,724</u>	<u>295,373,559</u>
ACCUMULATED SURPLUS (NOTE 11)	<u>\$562,262,776</u>	<u>\$480,264,044</u>
Contingencies (Note 15)		

ON BEHALF OF COUNCIL:





MD OF GREENVIEW NO. 16
Statement of Operations and Accumulated Surplus
For the Year Ended December 31, 2019

	2019 (Budget) (Note 21)	2019 (Actual)	2018 (Actual)
REVENUE			
Net taxation (Schedule 2)	\$ 86,862,855	\$ 91,686,183	\$ 82,303,513
Oil well drilling taxes	10,000,000	9,100,776	11,248,081
User fees and sale of goods	4,795,237	6,017,751	3,426,119
Interest and investment income	2,030,220	5,215,789	4,383,649
Government transfers for operating (Schedule 3)	4,820,631	2,072,583	1,532,655
Penalties and costs on taxes	450,800	646,899	629,410
Franchise and concession contracts	644,672	644,014	-
Other	274,931	619,868	455,769
Licenses and permits	524,855	289,709	476,225
Fines	40,000	37,281	29,680
	110,444,201	116,330,853	104,485,101
EXPENSES (including amortization)			
Transportation services	32,316,900	45,666,347	42,293,143
Recreation and cultural services	14,600,182	16,668,412	25,006,057
Administrative services	13,437,919	13,462,779	10,061,461
Planning and development services	7,356,240	6,458,047	4,369,241
Utilities and environmental services	3,487,803	4,231,347	2,186,142
Protective services	2,947,772	3,872,076	2,711,788
Waste management services	2,485,114	2,336,597	1,113,130
Public health and welfare services	2,331,237	1,993,300	1,439,965
Council and other legislative services	1,200,609	1,124,026	687,254
	80,163,776	95,812,931	89,868,181
ANNUAL OPERATIONAL SURPLUS	30,280,425	20,517,922	14,616,920
OTHER REVENUE (EXPENSE)			
Restructuring (Note 22)	-	54,597,287	-
Government transfers for capital (Schedule 3)	5,272,985	7,145,641	9,127,423
Gain (loss) on disposal of tangible capital assets	60,000	(262,118)	(251,103)
	5,332,985	61,480,810	8,876,320
ANNUAL SURPLUS	35,613,410	81,998,732	23,493,240
ACCUMULATED SURPLUS, BEGINNING OF YEAR	480,264,044	480,264,044	456,770,804
ACCUMULATED SURPLUS, END OF YEAR	\$515,877,454	\$562,262,776	\$480,264,044

See accompanying notes to financial statements.

MD OF GREENVIEW NO. 16
Statement of Changes in Net Financial Assets
For the Year Ended December 31, 2019

	2019 (Budget) (Note 21)	2019 (Actual)	2018 (Actual)
ANNUAL SURPLUS	\$ 35,613,410	\$ 81,998,732	\$ 23,493,240
Acquisition of tangible capital assets	(81,429,871)	(42,367,945)	(30,975,972)
Tangible capital assets acquired - restructuring (Note 22)	-	(54,573,720)	-
Proceeds on disposal of tangible capital assets	-	177,135	127,065
Amortization of tangible capital assets	-	22,821,974	20,574,572
Loss on disposal of tangible capital assets	-	262,118	251,103
	(81,429,871)	(73,680,438)	(10,023,232)
Use (acquisition) of inventory for consumption	-	1,900,053	(414,866)
Use (acquisition) of prepaid expenses	-	(173,780)	10,896,946
	-	1,726,273	10,482,080
INCREASE (DECREASE) IN NET FINANCIAL ASSETS	(45,816,461)	10,044,567	23,952,088
NET FINANCIAL ASSETS, BEGINNING OF YEAR	184,890,485	184,890,485	160,938,397
NET FINANCIAL ASSETS, END OF YEAR	\$139,074,024	\$194,935,052	\$184,890,485

See accompanying notes to financial statements.

MD OF GREENVIEW NO. 16
Statement of Cash Flows
For the Year Ended December 31, 2019

	2019	2018
OPERATING ACTIVITIES		
Annual surplus	\$ 81,998,732	\$ 23,493,240
Non-cash items included in annual surplus:		
Loss on disposal of tangible capital assets	262,118	251,103
Amortization of tangible capital assets	22,821,974	20,574,572
Amortization of bonds	254,153	312,768
Loss (gain) on sale of investments	(9,226)	4,027
Restructuring (Note 22)	(51,656,577)	-
	53,671,174	44,635,710
Change in non-cash working capital balances:		
Accounts receivable	4,001,295	2,195,476
Prepaid expenses	(166,355)	10,896,946
Accounts payable and accrued liabilities	(2,609,563)	618,645
Deferred revenue	1,074,034	957,163
Inventories for consumption	1,906,839	(414,866)
Land held for resale	102,000	-
Landfill closure and post-closure liability	45,393	-
	58,024,817	58,889,074
CAPITAL ACTIVITIES		
Proceeds on disposal of tangible capital assets	177,135	127,065
Acquisition of tangible capital assets	(42,367,945)	(30,975,972)
Purchase of investments	(15,732,446)	(4,604,044)
Proceeds of sale of investments	12,515,095	1,722,006
Loan principal payments received	155,982	155,125
	(45,252,179)	(33,575,820)
FINANCING ACTIVITIES		
Long-term debt principal repayments	(434,910)	(34,257)
INCREASE IN CASH AND CASH EQUIVALENTS DURING THE YEAR	12,337,728	25,278,997
CASH AND CASH EQUIVALENTS, BEGINNING OF YEAR	69,783,297	44,504,300
CASH AND CASH EQUIVALENTS, END OF YEAR	\$ 82,121,025	\$ 69,783,297

See accompanying notes to financial statements.

MD OF GREENVIEW NO. 16
Schedule of Equity in Tangible Capital Assets
For the Year Ended December 31, 2019

Schedule 1

	2019	2018
BALANCE, BEGINNING OF YEAR	\$284,786,428	\$274,763,197
Acquisition of tangible capital assets	42,367,945	30,975,972
Tangible capital assets acquired - restructuring (Note 22)	54,573,720	-
Cost of tangible capital assets disposed of	(599,282)	(1,037,263)
Accumulated amortization of tangible capital assets disposed of	160,029	659,094
Amortization of tangible capital assets	(22,821,974)	(20,574,572)
Local improvement taxes receivable repayments	(35,979)	(34,257)
Long-term capital debt repayments	434,910	34,257
Long-term capital debt assumed - restructuring (Note 22)	(2,611,932)	-
BALANCE, END OF YEAR	\$356,253,865	\$284,786,428
Equity in Tangible Capital Assets is Comprised of the Following:		
Tangible capital assets (Note 9)	\$358,466,866	\$284,786,428
Long-term capital debt	(3,278,571)	(1,101,549)
Local improvement taxes receivable	1,065,570	1,101,549
	\$356,253,865	\$284,786,428

See accompanying notes to financial statements.

MD OF GREENVIEW NO. 16
Schedule of Property Taxes and Other Taxes
For the Year Ended December 31, 2019

Schedule 2

	2019 (Budget) (Note 21)	2019 (Actual)	2018 (Actual)
TAXATION			
Linear property taxes	\$ 58,894,650	\$ 62,458,477	\$ 57,739,859
Real property taxes	55,775,313	58,105,430	49,700,355
	<u>114,669,963</u>	<u>120,563,907</u>	<u>107,440,214</u>
REQUISITIONS			
Alberta School Foundation Fund	24,455,108	25,196,317	22,294,467
Seniors foundations	3,352,000	2,726,604	2,419,425
Designated industrial property	-	878,012	350,995
Other school boards	-	76,791	71,814
	<u>27,807,108</u>	<u>28,877,724</u>	<u>25,136,701</u>
NET MUNICIPAL PROPERTY TAXES	<u>\$ 86,862,855</u>	<u>\$ 91,686,183</u>	<u>\$ 82,303,513</u>

See accompanying notes to financial statements.

MD OF GREENVIEW NO. 16
Schedule of Government Transfers
For the Year Ended December 31, 2019

Schedule 3

	2019 (Budget) (Note 21)	2019 (Actual)	2018 (Actual)
TRANSFERS FOR OPERATING			
Provincial government	\$ 4,239,271	\$ 1,345,205	\$ 1,157,045
Local governments	581,360	727,378	375,610
	<u>4,820,631</u>	<u>2,072,583</u>	<u>1,532,655</u>
TRANSFERS FOR CAPITAL			
Provincial government	<u>5,272,985</u>	<u>7,145,641</u>	<u>9,127,423</u>
TOTAL GOVERNMENT TRANSFERS	<u>\$ 10,093,616</u>	<u>\$ 9,218,224</u>	<u>\$ 10,660,078</u>

See accompanying notes to financial statements.

MD OF GREENVIEW NO. 16
Schedule of Segmented Information
For the Year Ended December 31, 2019

Schedule 4

	Administrative Services	Recreation and Cultural Services	Community Services	Utilities and Transportation Services	Environmental Services	All Other	Total
REVENUE							
Taxation	\$ 11,741,873	\$ 14,343,445	\$ 5,758,732	\$ 26,648,632	\$ 469,333	\$ 32,724,168	\$ 91,686,183
All other	-	-	-	-	-	16,554,336	16,554,336
User fees and sale of goods	516,770	635,204	81,143	1,997,458	2,349,100	438,076	6,017,751
Government transfers	745,735	-	168,359	-	-	1,158,489	2,072,583
	13,004,378	14,978,649	6,008,234	28,646,090	2,818,433	50,875,069	116,330,853
EXPENSES							
Contracted and general services	4,430,588	160,592	1,061,794	17,954,199	357,782	2,472,823	26,437,778
Salaries, wages, and benefits	5,318,826	2,275,419	3,522,982	6,667,546	1,500,785	3,665,203	22,950,761
Amortization	458,401	1,689,763	449,813	17,020,257	1,412,914	1,790,826	22,821,974
Transfers to other governments and local boards and agencies	-	11,152,946	736,286	-	-	659,758	12,548,990
Materials, goods, and supplies	852,368	340,305	403,520	2,605,929	327,624	420,305	4,950,051
Utilities	345,995	441,626	80,914	562,111	458,820	230,714	2,120,180
Repairs and maintenance	391,935	607,761	9,994	856,305	108,064	82,457	2,056,516
Bad debts - provision for allowances	1,213,246	-	102,000	-	-	-	1,315,246
Insurance	451,420	-	-	-	-	3,460	454,880
Interest on long term debt	-	-	90,744	-	65,358	453	156,555
	13,462,779	16,668,412	6,458,047	45,666,347	4,231,347	9,325,999	95,812,931
NET REVENUE	\$ (458,401)	\$ (1,689,763)	\$ (449,813)	\$ (17,020,257)	\$ (1,412,914)	\$ 41,549,070	\$ 20,517,922

See accompanying notes to financial statements.

MD OF GREENVIEW NO. 16
Schedule of Segmented Information
For the year ended December 31, 2018

Schedule 5

	Administrative Services	Recreation and Cultural Services	Community Services	Utilities and Transportation Services	Environmental Services	All Other	Total
REVENUE							
Taxation	\$ 8,294,816	\$ 24,397,633	\$ 3,723,390	\$ 23,283,860	\$ 788,979	\$ 21,814,835	\$ 82,303,513
All other	-	-	-	-	-	17,222,814	17,222,814
User fees and sale of goods	477,143	-	90,117	2,012,011	663,185	183,663	3,426,119
Government transfers	723,443	-	168,359	-	-	640,853	1,532,655
	9,495,402	24,397,633	3,981,866	25,295,871	1,452,164	39,862,165	104,485,101
EXPENSES							
Transfer to other governments and local boards and agencies	-	23,804,635	596,693	-	-	795,114	25,196,442
Amortization	566,059	608,424	387,375	16,997,272	733,978	1,281,464	20,574,572
Contracted and general services	3,363,641	27,742	768,199	12,899,743	357,224	1,126,452	18,543,001
Salaries, wages, and benefits	3,828,152	358,919	2,110,061	4,830,856	733,241	2,160,657	14,021,886
Materials, goods, and supplies	513,419	48,120	472,507	7,340,591	140,959	369,446	8,885,042
Bad debts - provision for allowances	809,555	-	-	-	-	-	809,555
Utilities	232,328	4,419	30,922	144,091	164,779	162,920	739,459
Repairs and maintenance	445,185	153,798	3,484	80,590	-	53,004	736,061
Insurance	303,122	-	-	-	-	3,080	306,202
Interest on long term debt	-	-	-	-	55,961	-	55,961
	10,061,461	25,006,057	4,369,241	42,293,143	2,186,142	5,952,137	89,868,181
NET REVENUE	\$ (566,059)	\$ (608,424)	\$ (387,375)	\$ (16,997,272)	\$ (733,978)	\$ 33,910,028	\$ 14,616,920

See accompanying notes to financial statements.

1. SIGNIFICANT ACCOUNTING POLICIES

These financial statements are the representations of the Municipal District of Greenview No. 16 management prepared in accordance with Canadian public sector accounting standards. Significant aspects of the accounting policies adopted by the Greenview are as follows:

(a) Reporting Entity

The financial statements include the assets, liabilities, revenue and expenses and accumulated surplus of the reporting entity (Greenview). The reporting entity is comprised of all organizations and enterprises accountable for the administration of their financial affairs and resources to Greenview and which are owned or controlled by Greenview.

Greenview is a member of the Greenview Regional Waste Management Commission ("the Commission"), an organization that operates as a separate government reporting entity jointly controlled by Greenview, the Town of Valleyview, and the Town of Fox Creek. The Commission financial results have not been consolidated with Greenview's financial statements.

The Municipal Library Board (the "Board"), is a governing body responsible for the administration of all libraries within Greenview. The Board is controlled by Greenview Council but its financial results have not been consolidated with Greenview's financial statements.

The schedule of taxes levied includes operating requisitions for education and seniors foundations that are not part of Greenview's reporting entity.

(b) Basis of Accounting

The financial statements are prepared using the accrual basis of accounting. The accrual basis of accounting records revenue as it is earned and measurable. Expenses are recognized as they are incurred and measurable based upon receipt of goods or services and / or the legal obligation to pay.

Funds from external parties and earnings thereon restricted by agreement or legislation are accounted for as deferred revenue until used for the purpose specified.

(c) Cash and Cash Equivalents

Cash and cash equivalents consist of items that are readily convertible to known amounts of cash, are subject to an insignificant risk of change in value, and have a maturity of one year or less at acquisition.

(d) Investments

Investments are recorded at amortized cost. Investment premiums and discounts are amortized over the term of the respective investments. When there has been a loss in value that is other than a temporary decline, the respective investment is written down to recognize the loss.

(e) Loans Receivable

Loans receivable are recorded at cost. A valuation allowance for uncollectible amounts is recorded in the period in which collectability is assessed to be uncertain. Interest revenue is recognized as revenue in the year it is earned.

1. SIGNIFICANT ACCOUNTING POLICIES (CONT'D)

(f) Inventories for Consumption

Inventories for consumption consists of gravel, of which the cost is based on expenditures accumulated to crush and haul the gravel and are valued at the lower of cost or net realizable value with cost determined by the average cost method.

(g) Tax Revenue

Property tax revenue is based on market value assessments determined in accordance with the *Municipal Government Act*. Tax rates are established annually. Taxation revenues are recorded at the time tax billings are issued. Assessments are subject to appeal.

Construction and borrowing costs associated with local improvement projects are recovered through annual special property tax assessments during the period of the related borrowings. These levies are collectible from property owners for work performed by Greenview and are recognized as revenue in the year they are levied.

(h) Tangible Capital Assets

Tangible capital assets are recorded at cost which includes all amounts that are directly attributable to acquisition, construction, development or betterment of the asset. The cost, less residual value, of the tangible capital assets is amortized on a straight-line basis over their estimated useful lives as follows:

Buildings	25 - 50 years
Equipment	5 - 20 years
Automotive equipment	3 - 20 years
Engineered structures	
Roadways	10 - 20 years
Wastewater systems	50 years
Water systems	25-50 years
Other engineering	5 - 50 years

Greenview regularly reviews its tangible capital assets for sold or scrapped assets, at which time the cost and the related accumulated amortization are removed from the accounts and any resulting gain or loss on disposal is reported. No amortization is recorded in the year of disposition.

Tangible capital assets received as contributions are recorded at fair value at the date of receipt and also are recorded as revenue.

Works of art for display are not recorded as tangible capital assets but are disclosed.

(i) Over-levies and under-levies

Over-levies and under-levies arise from the difference between the actual levy made to cover each requisition and the actual amount requisitioned.

If the actual levy exceeds the requisition, the over-levy is accrued as a liability and property tax revenue is reduced. Where the actual levy is less than the requisition amount, the under-levy is accrued as a receivable and as property tax revenue.

Requisitions tax-rates in the subsequent year are adjusted for any under-levies or under-levies of the prior year.

1. SIGNIFICANT ACCOUNTING POLICIES (CONT'D)

(j) *Government Transfers*

Government transfers are recognized in the financial statements as revenue in the period in which the events giving rise to the transfer occurred, providing the transfers are authorized, any eligibility criteria have been met by the municipality, and reasonable estimates of the amounts can be determined.

(k) *Pension Expenses*

Selected employees of Greenview are members of the Local Authorities Pension Plan (LAPP), a multi-employer defined benefit pension plan. The trustee of the plan is the Alberta Treasurer and is administered by a Board of Trustees. Since the plan is a multi-employer plan, it is accounted for as a defined benefit plan and, accordingly, Greenview does not recognize its share of the plan surplus or deficit.

(l) *Contaminated Sites*

Contaminated sites are a result of contamination being introduced into air, soil, water or sediment of a chemical, organic or radioactive material or live organism that exceeds an environmental standard. The liability is recorded net of any expected recoveries. A liability for remediation of a contaminated site is recognized when a site is not in productive use and is management's estimate of the cost of post-remediation including operation, maintenance and monitoring.

(m) *Land Held for Resale*

Land held for resale is recorded at the lower of cost and net realizable value. Cost includes costs for land acquisition and improvements required to prepare the land for servicing such as clearing costs and leveling charges. Related development costs incurred to provide infrastructure such as water and wastewater services, roads, sidewalks and street lighting are recorded as tangible capital assets under their respective function. Proceeds from sales of land held for resale are recorded as revenue in the period in which the events giving rise to the transfer occurred, providing the transfers are authorized, the eligibility criteria have been met and reasonable estimates of the amounts can be made.

(n) *Measurement Uncertainty*

The preparation of the financial statements in accordance with Canadian public sector accounting standards requires management to make estimates and assumptions that affect the reported amounts of assets and liabilities and disclosure of contingent assets and liabilities at the date of the financial statements and the reported amounts of revenues and expenses during the reporting period. Where measurement uncertainty exists, the financial statements have been prepared within reasonable limits of materiality. Such estimates include the provisions for uncollectible accounts receivable, provision for amortization of tangible capital assets, gravel quantities, accrued liabilities for contaminated sites and the fair value of contributed tangible capital assets. Actual results could differ from those estimates.

(o) *New Accounting Standards not yet Adopted*

Effective for fiscal years beginning on or after April 1, 2021, *PS 3280 Asset Retirement Obligations* provides guidance on how to account for and report liabilities for retirement of tangible capital assets.

Effective for fiscal years beginning on or after April 1, 2022, *PS 3400 Revenue* provides guidance on how to account for and report revenue, and specifically, it addresses revenue arising from exchange transactions and unilateral transactions.

2. CASH AND CASH EQUIVALENTS

	2019	2018
Temporary investments	\$ 67,399,132	\$ 60,408,434
Operating account	14,719,238	9,374,718
Cash on hand	2,655	145
	<u>\$ 82,121,025</u>	<u>\$ 69,783,297</u>

Temporary investments consist of a high interest savings account and \$62,740,367 (2018 - \$60,265,676) of Guaranteed Investments Certificates.

3. ACCOUNTS RECEIVABLE

	2019	2018
Trade and other	\$ 10,535,966	\$ 10,220,638
Taxes and grants in place of taxes	3,516,761	3,651,547
Oil well drilling	2,394,906	3,334,456
Goods and Services Tax	1,554,755	779,877
Local improvement taxes	1,065,570	1,101,549
	19,067,958	19,088,067
Less: Allowance for doubtful accounts	(2,624,997)	(2,954,784)
	<u>\$ 16,442,961</u>	<u>\$ 16,133,283</u>

Greenview passed Bylaw 07-534 authorizing Council to provide for a local improvement to install a water / wastewater line and lift station for the Creek Crossing Subdivision. The total cost of the local improvement was \$1,400,000, is repayable in 30 annual installments of \$92,164 including interest at a fixed rate of 5.152% per annum maturing September 2037.

4. LOANS RECEIVABLE

	2019	2018
Town of Valleyview	\$ 71,905	\$ 106,573
Heart River Housing	56,762	169,089
Other	14,638	23,625
	<u>\$ 143,305</u>	<u>\$ 299,287</u>

Greenview passed a Bylaw 10-625 authorizing Council to loan \$1,000,000 to Heart River Housing for the purposes of lodge expansion and renovation projects at the Red Willow Lodge in the Town of Valleyview. The loan was advanced during 2010, is unsecured, is repayable in 20 semi-annual installments of \$29,952 including interest at a fixed rate of 2.00% per annum maturing April 14, 2020.

Per an Agreement dated December 14, 2006 Greenview loaned \$531,769 to the Town of Valleyview for the purposes of the Town of Valleyview's contribution toward the Valleyview Regional Emergency Services Complex. The loan is unsecured, is repayable in 20 semi-annual installments of \$37,872 including interest at a fixed rate of 0.05% above a five-year Guaranteed Investment Certificate (adjusted January 2007, 2012, 2017, and 2022) per annum maturing December 31, 2022.

5. INVESTMENTS

	2019	2018
Cash and money market funds	\$ 446,881	\$ 549,803
Fixed Income		
Government and corporate bonds	66,547,424	73,231,361
Guaranteed Investment Certificates	55,032,330	45,273,050
	121,579,754	118,504,411
Other	5,097	5,010
	\$122,031,732	\$119,059,224

Guaranteed investment certificates bear interest at rates between 2.08% - 3.07% per annum and mature at dates between February 2020 - November 2021. Government and corporate bonds bear interest at rates between 1.90% - 9.60% per annum mature between January 2021 - March 2028. The market value of the government and corporate bonds at December 31, 2019 was \$68,211,199 (2018 - \$73,198,108).

6. DEFERRED REVENUE

Deferred revenue consists of the following grant funding which has been restricted by third parties for a specified purpose. These amounts are recognized as revenue in the period in which the related costs are incurred.

	Opening	Receipts	Revenue	Ending
Municipal Sustainability Initiative	\$ 2,841,447	\$ 3,184,322	\$ (3,184,322)	\$ 2,841,447
Alberta Municipal Water/Wastewater Partnership	-	1,700,000	(574,978)	1,125,022
Greenvview Regional Multiplex - Sponsorships	324,000	-	(81,000)	243,000
Alberta Economic Development and Trade Grant	-	285,449	(53,421)	232,028
Grande Cache Mini-Bus Society	-	185,423	-	185,423
Other	-	90,934	(45,190)	45,744
	\$ 3,165,447	\$ 5,446,128	\$ (3,938,911)	\$ 4,672,664

7. LONG-TERM DEBT

	2019	2018
Alberta Capital Financing Authority debentures bearing interest at 4.964% per annum maturing in 2037.	\$ 1,065,571	\$ 1,101,549
Alberta Capital Financing Authority debentures bearing interest at 4.047% per annum maturing in 2025.	1,006,963	-
Alberta Capital Financing Authority debentures bearing interest at 4.006% per annum maturing in 2025.	1,005,302	-
Alberta Capital Financing Authority debentures bearing interest at 6.750% per annum maturing in 2022.	200,735	-
	<u>\$ 3,278,571</u>	<u>\$ 1,101,549</u>

Principal and interest payments are due as follows:

	Principal	Interest	Total
2020	\$ 434,210	\$ 143,679	\$ 577,889
2021	453,910	123,979	577,889
2022	474,545	103,344	577,889
2023	420,016	81,731	501,747
2024	437,518	64,229	501,747
Thereafter	1,058,372	320,231	1,378,603
	<u>\$ 3,278,571</u>	<u>\$ 837,193</u>	<u>\$ 4,115,764</u>

Greenview's total cash payments for interest in 2019 were \$162,491 (2018 - \$55,961).

8. DEBT LIMITS

Section 276(2) of the *Municipal Government Act* requires that debt and debt limits, as defined by Alberta Regulation 255/00, for the Greenview be disclosed as follows:

	2019	2018
Total debt limit	\$174,496,280	\$156,727,652
Total debt	(3,278,571)	(1,101,549)
Amount of debt limit unused	<u>\$171,217,709</u>	<u>\$155,626,103</u>
Service on debt limit	\$ 29,082,713	\$ 26,121,275
Service on debt	(577,889)	(90,218)
Amount of debt servicing limit unused	<u>\$ 28,504,824</u>	<u>\$ 26,031,057</u>

The debt limit is calculated at 1.5 times revenue of Greenview (as defined in Alberta Regulation 255/00) and the debt service limit is calculated at 0.25 times such revenue. Incurring debt beyond these limits requires approval by the Minister of Municipal Affairs. These thresholds are guidelines used by Alberta Municipal Affairs to identify municipalities, which could be at financial risk if further debt is acquired. The calculation taken alone does not represent the financial stability of Greenview. Rather, the financial statements must be interpreted as a whole.

MD OF GREENVIEW NO. 16
Notes to Financial Statements
For the Year Ended December 31, 2019

9. TANGIBLE CAPITAL ASSETS

	Net Book Value	
	2019	2018
Engineered structures		
Roadways	\$ 119,874,927	\$ 116,164,944
Water systems	43,297,517	17,720,448
Bridges	28,346,579	26,995,013
Wastewater systems	19,978,213	13,700,073
Recreation	4,774,812	-
Solid waste systems	2,900,097	2,530,583
Cemetery	76,756	-
	219,248,901	177,111,061
Buildings	104,857,010	84,327,512
Machinery, equipment, and furnishings	14,394,950	8,251,288
Land	13,230,992	8,148,535
Vehicles	6,735,013	6,948,032
	\$ 358,466,866	\$ 284,786,428

	Cost Beginning of Year	Additions	Disposals	Transfers	Cost End of Year
Engineering structures					
Roadways	\$ 453,657,344	\$ 18,441,135	\$ (147,452)	\$ (1,084,133)	\$ 470,866,894
Bridges	48,531,067	2,713,754	(275,903)	-	50,968,918
Water	19,713,488	26,475,943	-	-	46,189,431
Wastewater	15,158,929	6,679,318	-	-	21,838,247
Recreation	-	3,604,894	-	1,661,156	5,266,050
Solid waste	3,014,378	536,409	-	-	3,550,787
Cemetery	-	80,684	-	-	80,684
	540,075,206	58,532,137	(423,355)	577,023	598,761,011
Buildings	91,528,896	23,520,405	-	(577,023)	114,472,278
Machinery, equipment, and furnishings	14,237,371	8,042,123	-	-	22,279,494
Vehicles	15,161,472	1,603,924	(175,927)	-	16,589,469
Land and land improvement	8,148,535	5,243,076	-	-	13,391,611
	\$ 669,151,480	\$ 96,941,665	\$ (599,282)	\$ -	\$ 765,493,863

MD OF GREENVIEW NO. 16
Notes to Financial Statements
For the Year Ended December 31, 2019

9. TANGIBLE CAPITAL ASSETS (CONT'D)

	Accumulated Amortization Beginning of Year	Current Amortization	Disposals	Transfers	Accumulated Amortization End of Year
Engineered structures					
Roadways	\$ 337,492,400	\$ 13,723,276	\$ (7,373)	\$ (216,336)	\$ 350,991,967
Bridges	21,536,054	1,205,988	(119,703)	-	22,622,339
Water	1,993,040	898,874	-	-	2,891,914
Wastewater	1,458,856	401,178	-	-	1,860,034
Solid waste	483,795	166,895	-	-	650,690
Recreation	-	274,902	-	216,336	491,238
Cemetery	-	3,928	-	-	3,928
	362,964,145	16,675,041	(127,076)	-	379,512,110
Vehicles	8,213,440	1,673,969	(32,953)	-	9,854,456
Buildings	7,201,384	2,413,884	-	-	9,615,268
Machinery, equipment, and furnishings	5,986,083	1,898,461	-	-	7,884,544
Land and land improvement	-	160,619	-	-	160,619
	<u>\$ 384,365,052</u>	<u>\$ 22,821,974</u>	<u>\$ (160,029)</u>	<u>\$ -</u>	<u>\$ 407,026,997</u>

Tangible capital assets include \$41,583,222 (2018 - \$22,589,111) of work in progress that is not being amortized as these projects are currently not completed.

10. LANDFILL CLOSURE AND POST-CLOSURE LIABILITY

Alberta environmental law requires closure and post-closure care of landfill sites, which includes final covering and landscaping, pumping of ground water and leachates from the site, and ongoing environmental monitoring, site inspections and maintenance.

Greenview recognizes the anticipated costs for the Hamlet of Grande Cache landfill closure and post-closure liability on an annual basis. The estimated liability for these costs is based on estimates and assumptions related to future events and costs using information currently available to management and is recognized on a cumulative basis as the landfill capacity is utilized. Future events may result in significant changes to the estimated total costs, capacity used or total capacity and the estimated liability.

The accrued liability for closure and post-closure of the landfill is recognized over the life of the cells, using the net present value of the total estimated costs of closure and post-closure care, prorated on the basis of the current capacity in metric tonnes utilized over the total estimated capacity of the site. Estimated total costs equal the sum of the discounted future cash flows for closure and post-closure care activities discounted at the current average long-term borrowing rate of 4.5%, and using inflation rates of 2.0%.

The following summarizes the total net present value of the estimated total costs for closure and post-closure care:

	2019	2018
Estimated closure costs	\$ 3,149,670	\$ -
Estimated post-closure costs	581,306	-
Estimated total liability	3,730,976	-
Estimated capacity remaining	6.2%	-
Portion of total liability remaining to be recognized	230,976	-
Estimated capacity used	93.8%	
Accrued liability portion	\$ (3,500,000)	-

Management estimates the site has approximately 60,000 cubic meters of landfill capacity remaining. With an estimated annual utilization of 15,000 cubic meters, the landfill has approximately four years of life remaining. It is anticipated that post-closure care will be required for a period of twenty-five years once the landfill has been closed. Negotiations are being held to obtain additional land to extend the capacity past the current remaining useful life.

11. ACCUMULATED SURPLUS

	2019	2018
Unrestricted surplus	\$ 3,170,126	\$ 788,380
Restricted surplus (<i>Note 12</i>)	202,838,785	194,689,236
Equity in tangible capital assets (<i>Schedule 1</i>)	356,253,865	284,786,428
	\$562,262,776	\$480,264,044

12. RESERVES

	2019	2018
Road infrastructure	\$ 72,651,583	\$ 72,651,583
Project carry forward	43,057,804	37,629,153
Economic development	15,000,000	15,000,000
Facilities	14,619,077	14,619,077
Bridge replacement	11,002,263	11,002,263
Wastewater	8,983,990	8,983,990
Water	7,940,354	7,372,744
Equipment and vehicle fleet	7,226,594	6,899,075
Operating contingency	7,237,280	6,366,000
Fire apparatuses	4,036,117	4,036,117
Disaster response	3,532,574	3,532,574
Recreation	2,360,820	2,114,830
Fire facilities	2,272,235	2,272,235
Gravel pit reclamation	1,347,447	1,347,447
Solid waste reclamation	1,030,647	322,148
Grovedale daycare	440,000	440,000
Greenview Family and Community Support Services	100,000	100,000
	\$202,838,785	\$194,689,236

Greenview will plan for and provide specific purpose reserve that support a viable and financially sustainable municipality. Reserves have been established and approved as follows:

(a) Road Infrastructure

Provides funds for future years' road construction budget, based on approved capital plans. This reserve will contain an additional amount of \$2 million to allow Greenview the ability to react to positive or negative pricing shifts.

(c) Project Carry Forward

Holds all funds for projects that have been carried over from one year to a subsequent year. This reserve will be funded as needed in any given year.

(b) Economic Development

Funds for municipal development projects (property development, etc.) as depicted in the long-term capital plan

(h) Facilities

Provides funds for replacement or construction costs for Greenview facilities such as offices and maintenance shops. Facilities relating to utilities and emergency services will be funded through their own respective reserve funds. Annual contributions based on depreciation.

(b) Bridge Replacement

Funds future replacement costs of bridges. Annual contribution based on life cycle costing of bridges.

(j) Wastewater

Provides funds for replacement or construction of wastewater collection systems and networks within Greenview. Annual contributions based on depreciation.

(k) Water

Provides funds for replacement or construction of water distribution systems and networks within Greenview.

12. RESERVES (CONT'D)

(d) Equipment and Vehicle Fleet

Ensures funds for replacing equipment and vehicles as per Council's replacement policy. The annual contribution based on yearly depreciation of vehicles.

(o) Operating Contingency

Provides funds to supply Greenview with emergency operating funds in case of a large scale disaster or other disruption to funding sources.

(g) Fire Apparatuses

Provides funds for the purchase of Greenview's fire apparatuses for Greenview fire stations and Greenview's share of apparatus purchases for the towns of Valleyview and Fox Creek.

(e) Disaster Response

Provides funds for emergency funding for Greenview to deal with disasters when they occur, with minimal impact to approved Operating and Capital Budgets.

(l) Recreation

Provides funds for construction or replacement of Greenview's recreation facilities (campgrounds, multiplexes, etc.). Annualized contributions based on depreciation for existing facilities. Annual contribution to be used for development of future facilities

(f) Fire Facilities

Provides funds for Greenview's share of replacement or construction of fire halls and other fire infrastructure (dry hydrants, etc.) within Greenview and the towns of Fox Creek and Valleyview.

(n) Gravel Pit Reclamation

Used for the environmental reclamation of gravel pits and as the source and return of deposits and guarantees regarding reclamation.

(i) Solid Waste Reclamation

Provides funds for post closure liability costs for Greenview waste sites such as transfer stations. Post closure liability costs for regional landfills will be budgeted for by Greenview Regional Solid Waste Management Commission.

(p) Grovedale Daycare

Provides funds to be used for the establishment of a daycare facility in Grovedale.

(m) Greenview Family and Community Support Services (FCSS)

Used to set aside FCSS program surpluses from the FCSS programs operated by Greenview on behalf of the Town of Valleyview. The Greenview FCSS Board shall determine the use of funds in this reserve.

13. CREDIT FACILITY

Greenview has access to a municipal revolving loan credit facility with a maximum of \$5,000,000 bearing interest at rate 3.20% per annum. No amounts were outstanding on the revolving loan at December 31, 2019 or 2018.

14. SALARIES AND BENEFITS DISCLOSURE

Disclosure of salaries and benefits for elected municipal officials, Chief Administrative Officer, and designated officers as required by Alberta Regulation 313/2000 is as follows:

	Salary	Benefits	2019 Total	2018 Total
Elected Officials:				
Ward 5	\$ 64,968	\$ 9,087	\$ 74,055	\$ 43,995
Ward 1	55,565	10,735	66,300	45,240
Ward 2	58,087	11,107	69,194	90,503
Ward 3	44,411	8,986	53,397	46,474
Ward 4	63,231	11,088	74,319	59,388
Ward 6	66,512	14,389	80,901	64,705
Ward 7	66,745	12,808	79,553	65,078
Ward 8	62,750	9,958	72,708	58,538
Division 9 (Didow)	65,639	12,354	77,993	-
Division 9 (Olsen)	69,195	13,549	82,744	-
Total for Elected Officials:	\$ 617,103	\$ 114,061	\$ 731,164	\$ 473,921
Chief Administrative Officer (four months)	\$ 127,722	\$ 4,735	\$ 132,457	\$ 227,899
Chief Administrative Officer (nine months)	165,223	28,385	193,608	-
	\$ 292,945	\$ 33,120	\$ 326,065	\$ 227,899
Designated Officers (3)	\$ 722,389	\$ 30,034	\$ 752,423	\$ 666,570

Salary includes base pay, bonuses, overtime, lump sum payments, honoraria and any other direct cash remuneration.

Benefits include:

- contributions made by Greenview on behalf of the councillors or officers, such as payments in respect of pension, health care, dental coverage, vision coverage, group life insurance, accidental disability and dismemberment insurance, long and short term disability plans, professional memberships and tuition, and
- Greenview's share of the costs of taxable benefits received by the councillors or officers, such as special leave with pay, financial planning services, retirement planning services, concessionary loans, travel allowances, car allowances and club memberships.

Effective January 1, 2019 the Town of Grande Cache (the "Town") was dissolved into Greenview and became the Hamlet of Grande Cache. In 2018 the Councillors Didow and Olsen for Division 9 were elected officials of the Town. The 2018 salaries and benefits for these positions were reported in the financial statements for the Town, and as such are not reported above.

15. CONTINGENCIES

Greenview is a member of the Alberta Municipal Insurance Exchange (MUNIX). Under the terms of the membership, Greenview could become liable for its proportionate share of any claim losses in excess of the funds held by the program. Any liability incurred would be accounted for as a current transaction in the year the losses are determined.

16. LOCAL AUTHORITIES PENSION PLAN

Employees of Greenview participate in the Local Authorities Pension Plan (LAPP), which is one of the plans covered by the *Public Sector Pension Plans Act*. The LAPP is financed by employer and employee contributions and investment earnings of the LAPP Fund.

Contributions for current service are recorded as expenditures in the year in which they become due.

Greenview is required to make current service contributions to the LAPP of 9.39% of pensionable earnings up to the year's maximum pensionable earnings under the Canada Pension Plan and 13.84% on pensionable earnings above this amount. Employees of Greenview are required to make current service contributions of 8.39% of pensionable earnings up to the year's maximum pensionable earnings and 12.84% on pensionable earnings above this amount.

Total current service contributions by Greenview to the LAPP in 2019 were \$1,357,195 (2018 - \$944,903). Total current service contributions by the employees of Greenview to the LAPP in 2019 were \$1,228,594 (2018 - \$864,510).

At December 31, 2018 the Plan disclosed an actuarial surplus of \$3.469 billion (2017 - surplus of \$4.835 billion).

17. FINANCIAL INSTRUMENTS

Greenview's financial instruments consist of cash and cash equivalents, accounts receivable, investments, accounts payable and accrued liabilities, and long-term debt. It is management's opinion that Greenview is not exposed to significant interest, or currency risk arising from these financial instruments.

Greenview is exposed to credit risk with respect to receivables. Credit risk arises from the possibility that customers may experience financial difficulty and be unable to fulfill their obligations. Greenview is exposed to the credit risk associated with fluctuations in the oil and gas industry as a significant portion of the property taxes outstanding at December 31 relate to linear property and are receivable from companies in the oil and gas industry. The large number and diversity of customers minimizes Greenview's credit risk.

Unless otherwise noted, the carrying value of the financial instruments approximates their fair value.

18. CONTRACTUAL OBLIGATIONS

(a) Regional Community Development Agreement

Greenview has entered into an Agreement with the Towns of Fox Creek and Valleyview to support community development. Under the terms of the Agreement Greenview shall provide unconditional Regional Community Development base contribution in the amount \$2,700,000 to each Town for the years 2018 - 2022. For 2019 - 2022, the base contribution shall be increased or decreased based on the non-residential assessment increase or decrease compared to the 2018 non-residential assessment.

(b) Aggregate Supply Agreement

Greenview entered into an Agreement on April 1, 2013 which requires Greenview to purchase a minimum of 50,000 tonnes of aggregate at a price of \$3.00 per tonne during the first ten years of the agreement ending December 2023.

19. SEGMENTED INFORMATION

Greenview provides a wide range of services to its citizens. For each reported segment, revenues and expenses represent both amounts that are directly attributable to the segment and amounts that are allocated on a reasonable basis. The accounting policies used in these segments are consistent with those followed in the preparation of the financial statements as disclosed in *Note 1*. For additional information see the Schedule of Segment Disclosure (*Schedule 4 & 5*).

20. TRUST FUNDS

Trust assets are not owned by Greenview, trust assets and liabilities have been excluded from the financial statements. The following table provides a summary of the transactions during the year:

	Opening	Receipts	Disbursements	Ending
Tax sale proceeds	\$ 122,574	\$ -	\$ (57,530)	\$ 65,044

21. BUDGET FIGURES

The 2019 budget data presented in these financial statements is based on the operating and capital budgets approved by Council on March 25, 2019. The chart below reconciles the approved financial plan to the figures reported in these financial statements.

	2019 (Budget)	2019 (Actual)
Annual surplus	\$ 35,613,410	\$ 81,998,732
Add back:		
Amortization expense	-	22,821,974
Net transfers from (to) reserves	45,851,580	(8,149,549)
Loss on disposal of tangible capital assets	-	262,118
Deduct:		
Principal debt repayments	(35,119)	(434,910)
Purchase of tangible capital assets	(81,429,871)	(96,941,665)
	\$ -	\$ (443,300)

22. TOWN OF GRANDE CACHE DISSOLUTION

Pursuant to a Government of Alberta Order in Council the Town of Grande Cache (the "Town") was dissolved effective December 31, 2018. The Town's assets, liabilities, and accumulated surplus as at December 31, 2018 were transferred to Greenview effective January 1, 2019 as follows:

FINANCIAL ASSETS	
Cash	\$ 2,940,710
Accounts receivable	4,310,973
Land held for resale	704,000
Investments	84
	<u>7,955,767</u>
LIABILITIES	
Accounts payable and accrued liabilities	1,279,430
Deposits	167,259
Deferred revenue	433,183
Landfill closure and post-closure liability	3,454,607
Long-term debt	<u>2,611,932</u>
	<u>7,946,411</u>
NET FINANCIAL ASSETS	<u>9,356</u>
NON-FINANCIAL ASSETS	
Inventory for consumption	6,786
Prepays	7,425
Tangible capital assets	<u>54,573,720</u>
ACCUMULATED SURPLUS	<u>\$ 54,597,287</u>

23. COMPARATIVE FIGURES

Certain comparative figures have been reclassified to conform with the current year's financial statement presentation.

24. APPROVAL OF FINANCIAL STATEMENTS

These financial statements were approved by Council.

25. SUBSEQUENT EVENT

On March 11, 2020, the COVID-19 outbreak was declared a global pandemic by the World Health Organization and on March 17, 2020 the Province of Alberta declared a public health emergency. Many businesses and individuals in a vast array of sectors may experience an economic loss due to COVID-19 which may have a financial effect on Greenview. An estimate of the potential financial impact cannot be made at this time.

GREENVIEW AT A GLANCE



POPULATION

6044 + 3571 = 9615

Greenview + Grande Cache



SQUARED KILOMETERS

33,567.92



6

HAMLETS



NUMBER OF DWELLING UNITS

4486



WASTEWATER MAINS LENGTH

69.58 KM

WATER MAINS LENGTH

57.47 KM

LENGTH OF OPEN ROADS MAINTAINED

2,284 KM



EQUALIZED ASSESSMENT

\$11,227,332,866

MUNICIPAL MILL RATE

RESIDENTIAL 2.7000

NON-RESIDENTIAL 7.8280





www.mdgreenview.ab.ca