

## The benefits of planning ahead


You may want to pre-arrange for your own plot to provide peace of mind for you and your family. Pre-arrangements allow you to make a clear choice about your preferred resting place.


This also allows an opportunity to communicate your wishes to your family or friends. Then, at the time of bereavement, they will not be faced with this decision at an emotional time.


The Grande Cache Cemetery Bylaw No. 811 is available at <https://grandecache.civicweb.net/document/3524>

## Contact

### Grande Cache Public Service Building

 10002 Shand Avenue

 [www.grandecache.ca](http://www.grandecache.ca)

 780.827.3362

# Grande Cache Municipal Cemetery & Columbarium



# COLUMBARIUM

## Location of Columbarium?

The Grande Cache Cemetery is located ½ km north of Grande Cache towards Grande Prairie. The columbarium is located in the cemetery, half way up the roadway on the right hand side.

## What is a Columbarium?

A columbarium is a structure filled with niches for funeral urns to be stored. The Grande Cache Columbarium is made of granite and marble, stands more than 6’ tall, and weighs approximately 13,000 lbs.

## What are Niches?

Niches are compartments inside of a columbarium dedicated to hold urns. The interior niche size is 12” x 12” x 16” deep. There are 100 niches 2 sided 5 x 10 composition. Each niche holds two urns.

## What are the hours of access?

The columbarium is accessible 24 hours a day, 7 days a week.

## Is it wheelchair accessible?

Yes. The columbarium is situated in a parking area, and has a concrete slab that allows wheelchair access to all sides.

## How do I reserve a Niche & choose a plaque?

### Step 1:

Stop by the Grande Cache Public Service Office to choose the niche you desire. The purchase of a niche includes a bronze plaque to place on the door. There are two plaque designs that you can choose from at the office.

### Step 2:

When the service is scheduled, contact 780-827-3362 to schedule assistance with opening & closing.



## NICHE FEES SCHEDULE

Niche Price	\$1050.00
▪ Includes the plaque & opening/closing fees ▪ Each Niche can hold two urns	

## Contact

If you have any questions about the columbarium, or would like a professional to meet you at the structure, please call the Grande Cache Public Service Building at 780.827.3362.

# CEMETERY

## Location of Cemetery?

The Grande Cache Cemetery is located 1/2 km north of Grande Cache on Highway 40, towards Grande Prairie.

## How do I purchase a plot?

Plot purchases are administered at the Grande Cache Public Service Building located at 10002 Shand Avenue (new Fire Hall).

The Cemetery offers standard size plots.

It is advised to review the plot map with Administration staff at the Grande Cache Public Service Building. We will then make arrangements for you to meet a staff member at the cemetery to ensure the plot requested is what you desire.

## Visiting hours?

The cemetery is accessible 24 hours a day, 7 days a week.

## Monuments

Monuments are to be a maximum of 5 feet wide. Before placement, please contact the Grande Cache Public Service Building to make arrangements for a staff to meet you at the cemetery to properly mark out the designated area.

## Opening & closing?

Burials are available all days of the week and we would like to assist you the best we can. Please 780-827-3362 to make arrangements.

## Hours for plot preparation?

Hours for plot preparation are 7:00 am – 3:00 pm Monday through Friday.



## CEMETERY FEES SCHEDULE

Purchase of Plot	Single 5x10	\$550.00
OPEN & CLOSE FEES		
	May 15 - Nov. 15	Nov. 16 - May 14
Full Casket - Adult	\$600.00	\$700.00
- Child	\$400.00	\$500.00
Cremation	\$450.00	\$550.00
▪ After working hours & non working days - \$150.00 surcharge. ▪ Disinterment - double the cost of opening & closing		